

Anti-OR5K1 antibody (56-105) (STJ94773)

GENERAL INFORMATION

Product Type	Primary antibodies
Applications	WB/IF/ELISA
Host / Source	Rabbit
Reactivity	Human/Rat/Mouse

PRODUCT PROPERTIES


Clonality	Polyclonal
Concentration	1 mg/mL
Conjugation	Unconjugated
Purification	The antibody was affinity-purified from rabbit antiserum by affinity-chromatography using epitope-specific immunogen.
Dilution Range	WB 1:500-1:2000 IF 1:200-1:1000 ELISA 1:40000
Formulation	Liquid in PBS containing 50% Glycerol, 0.5% BSA and 0.02% Sodium Azide.
Isotype	IgG
Molecular Weight	Observed: 36kD
Storage Instruction	Store at -20°C for up to 1 year from the date of receipt, and avoid repeat freeze-thaw cycles.

TARGET INFORMATION

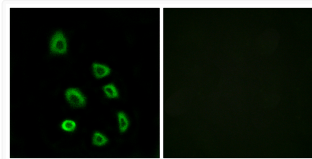
Gene ID	26339
Gene Symbol	OR5K1
UniProt ID	OR5K1_HUMAN
Immunogen Region	56-105
Specificity	Olfactory receptor 5K1 Polyclonal Antibody detects endogenous levels of Olfactory receptor 5K1 protein.

ADDITIONAL INFORMATION

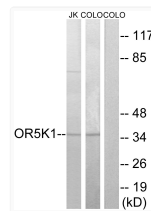
Note STRICTLY FOR FURTHER SCIENTIFIC RESEARCH USE ONLY (RUO). MUST NOT TO BE USED IN DIAGNOSTIC OR THERAPEUTIC APPLICATIONS.



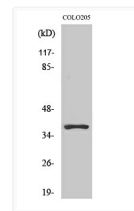
Western blot analysis of the lysates from HeLa cells using OR5K1 antibody.



Immunofluorescence analysis of HUVEC cells, using OR5K1 Antibody. The picture on the right is blocked with the synthesized peptide.



Western blot analysis of lysates from COLO and Jurkat cells, using OR5K1 Antibody. The lane on the right is blocked with the synthesized peptide.



Western blot analysis of various cells using Olfactory receptor 5K1 Polyclonal Antibody. The lane on the right is blocked with the synthesized peptide.