

## Anti-DLGAP5 antibody (791-840 aa) (STJ93629)

### GENERAL INFORMATION

Product Type	Primary antibodies
Applications	WB/ELISA
Host / Source	Rabbit
Reactivity	Human/Rat/Mouse

### PRODUCT PROPERTIES


Clonality	Polyclonal
Concentration	1 mg/mL
Conjugation	Unconjugated
Purification	The antibody was affinity-purified from rabbit antiserum by affinity-chromatography using epitope-specific immunogen.
Dilution Range	WB 1:500-1:2000 ELISA 1:40000
Formulation	Liquid in PBS containing 50% Glycerol, 0.5% BSA and 0.02% Sodium Azide.
Isotype	IgG
Molecular Weight	Observed: 95kD
Storage Instruction	Store at -20°C for up to 1 year from the date of receipt, and avoid repeat freeze-thaw cycles.

### TARGET INFORMATION

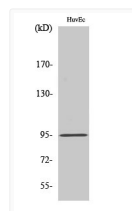
Gene ID	<a href="#">9787</a>
Gene Symbol	<a href="#">DLGAP5</a>
UniProt ID	<a href="#">DLGP5_HUMAN</a>
Immunogen Region	791-840 aa
Specificity	HURP Polyclonal Antibody detects endogenous levels of HURP protein.

### ADDITIONAL INFORMATION


Note **STRICTLY FOR FURTHER SCIENTIFIC RESEARCH USE ONLY (RUO). MUST NOT TO BE USED IN DIAGNOSTIC OR THERAPEUTIC APPLICATIONS.**



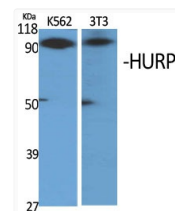
Western blot analysis of the lysates from HT-29 cells using DLGAP5 antibody.



Western blot analysis of A549 cells using HURP Polyclonal Antibody



Western blot analysis of lysates from A549, 293, and HUVEC cells, using DLGAP5 Antibody. The lane on the right is blocked with the synthesized peptide.



Western blot analysis of various cells using HURP Polyclonal Antibody