Anti-HSPA8 antibody (202-251 aa) (STJ93596)

GENERAL INFORMATION

Product Type	Primary antibodies
Applications	WB/ELISA
Host / Source	Rabbit
Reactivity	Human/Mouse/Rat

PRODUCT PROPERTIES

Clonality	Polyclonal
Concentration	1 mg/mL
Conjugation	Unconjugated
Purification	The antibody was affinity-purified from rabbit antiserum by affinity-chromatography using epitope-specific immunogen.
Dilution Range	WB 1:500-1:2000 ELISA 1:10000
Formulation	Liquid in PBS containing 50% Glycerol, 0.5% BSA and 0.02% Sodium Azide.
Isotype	IgG
Molecular Weight	Observed: 70kD
Storage Instruction	Store at-20°C for up to 1 year from the date of receipt, and avoid repeat freeze-thaw cycles.

TARGET INFORMATION

Gene ID	3312
Gene Symbol	HSPA8
UniProt ID	HSP7C_HUMAN
Immunogen Region	202-251 aa
Specificity	HSC 70 Polyclonal Antibody detects endogenous levels of HSC 70 protein.

ADDITIONAL INFORMATION

Note	STRICTLY FOR FURTHER SCIENTIFIC RESEARCH USE ONLY (RUO). MUST NOT TO BE USED IN DIAGNOSTIC OR THERAPEUTIC APPLICATIONS.

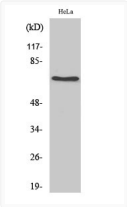

Western blot analysis of HepG2 cells using HSC 70 Polyclonal Antibody diluted at 1：2000



Western blot analysis of lysate from HeLa cells, using HSC 70 antibody.

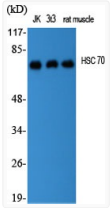

Western blot analysis of various cells using HSC 70 Polyclonal Antibody diluted at 1：2000