

Anti-GPR83 antibody (361-410 aa) (STJ93397)

GENERAL INFORMATION

Product Type	Primary antibodies
Applications	WB/ELISA
Host / Source	Rabbit
Reactivity	Human/Rat/Mouse

PRODUCT PROPERTIES

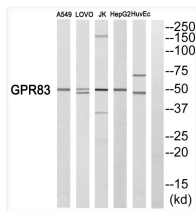
Clonality	Polyclonal
Concentration	1 mg/mL
Conjugation	Unconjugated
Purification	The antibody was affinity-purified from rabbit antiserum by affinity-chromatography using epitope-specific immunogen.
Dilution Range	WB 1:500-1:2000 ELISA 1:5000
Formulation	Liquid in PBS containing 50% Glycerol, 0.5% BSA and 0.02% Sodium Azide.
Isotype	IgG
Molecular Weight	Observed: 48kD
Storage Instruction	Store at -20°C for up to 1 year from the date of receipt, and avoid repeat freeze-thaw cycles.

TARGET INFORMATION

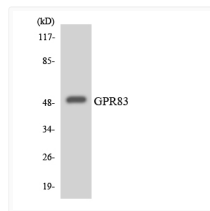
Gene ID	10888
Gene Symbol	GPR83
UniProt ID	GPR83_HUMAN
Immunogen Region	361-410 aa
Specificity	GPR83 Polyclonal Antibody detects endogenous levels of GPR83 protein.

ADDITIONAL INFORMATION

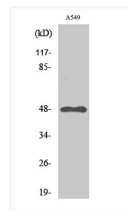
Note **STRICTLY FOR FURTHER SCIENTIFIC RESEARCH USE ONLY (RUO). MUST NOT TO BE USED IN DIAGNOSTIC OR THERAPEUTIC APPLICATIONS.**



Western blot analysis of GPR83 Antibody. The lane on the right is blocked with the GPR83 peptide.



Western blot analysis of the lysates from HeLa cells using GPR83 antibody.



Western blot analysis of various cells using GPR83 Polyclonal Antibody