Anti-F8 antibody (2161-2210 aa) (STJ93018)

GENERAL INFORMATION

Product Type	Primary antibodies
Applications	WB/IHC/IF/ELISA
Host / Source	Rabbit
Reactivity	Human/Mouse

PRODUCT PROPERTIES

Clonality	Polyclonal
Concentration	1 mg/mL
Conjugation	Unconjugated
Purification	The antibody was affinity-purified from rabbit antiserum by affinity-chromatography using epitope-specific immunogen.
Dilution Range	WB 1:500-1:2000 IHC 1:100-1:300 ELISA 1:10000 IF 1:50-200
Formulation	Liquid in PBS containing 50% Glycerol, 0.5% BSA and 0.02% Sodium Azide.
Isotype	IgG
Molecular Weight	Observed: 300kD
Storage Instruction	Store at-20°C for up to 1 year from the date of receipt, and avoid repeat freeze-thaw cycles.

TARGET INFORMATION

Gene ID	2157
Gene Symbol	F8
UniProt ID	FA8_HUMAN
Immunogen Region	2161-2210 aa
Specificity	Factor VIII Polyclonal Antibody detects endogenous levels of Factor VIII protein.

ADDITIONAL INFORMATION

Note	STRICTLY FOR FURTHER SCIENTIFIC RESEARCH USE ONLY (RUO). MUST NOT TO BE USED IN DIAGNOSTIC OR THERAPEUTIC APPLICATIONS.

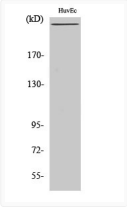

Western blot analysis of HuvEc cells using Factor VIII Polyclonal Antibody

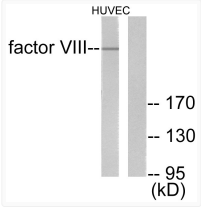

Western blot analysis of lysates from HUVEC cells, using Factor VIII Antibody. The lane on the right is blocked with the synthesized peptide.



Western blot analysis of various cells using Factor VIII Polyclonal Antibody