

Anti-DMPK antibody (11-60 aa) (STJ92728)

GENERAL INFORMATION

Product Type	Primary antibodies
Applications	WB/ELISA
Host / Source	Rabbit
Reactivity	Human/Rat/Mouse

PRODUCT PROPERTIES


Clonality	Polyclonal
Concentration	1 mg/mL
Conjugation	Unconjugated
Purification	The antibody was affinity-purified from rabbit antiserum by affinity-chromatography using epitope-specific immunogen.
Dilution Range	WB 1:500-1:2000 ELISA 1:40000
Formulation	Liquid in PBS containing 50% Glycerol, 0.5% BSA and 0.02% Sodium Azide.
Isotype	IgG
Molecular Weight	Observed: 70kD
Storage Instruction	Store at -20°C for up to 1 year from the date of receipt, and avoid repeat freeze-thaw cycles.

TARGET INFORMATION

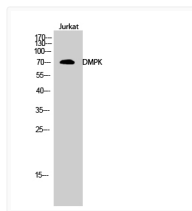
Gene ID	1760
Gene Symbol	DMPK
UniProt ID	DMPK_HUMAN
Immunogen Region	11-60 aa
Specificity	DMPK Polyclonal Antibody detects endogenous levels of DMPK protein.

ADDITIONAL INFORMATION

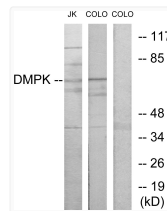
Note **STRICTLY FOR FURTHER SCIENTIFIC RESEARCH USE ONLY (RUO). MUST NOT TO BE USED IN DIAGNOSTIC OR THERAPEUTIC APPLICATIONS.**



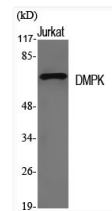
Western blot analysis of the lysates from HT-29 cells using DMPK antibody.



Western blot analysis of Jurkat cells using DMPK Polyclonal Antibody



Western blot analysis of lysates from Jurkat and COLO205 cells, using DMPK Antibody. The lane on the right is blocked with the synthesized peptide.



Western blot analysis of various cells using DMPK Polyclonal Antibody