

Anti-CLK2 antibody (1-50 aa) (STJ92337)

GENERAL INFORMATION

| | |
|---------------|--------------------|
| Product Type | Primary antibodies |
| Applications | WB/IHC/IF/ELISA |
| Host / Source | Rabbit |
| Reactivity | Human/Mouse/Rat |

PRODUCT PROPERTIES

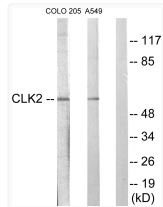
| | |
|---------------------|---|
| Clonality | Polyclonal |
| Concentration | 1 mg/mL |
| Conjugation | Unconjugated |
| Purification | The antibody was affinity-purified from rabbit antiserum by affinity-chromatography using epitope-specific immunogen. |
| Dilution Range | WB 1:500-1:2000 IHC 1:100-1:300 ELISA 1:20000 IF 1:50-200 |
| Formulation | Liquid in PBS containing 50% Glycerol, 0.5% BSA and 0.02% Sodium Azide. |
| Isotype | IgG |
| Molecular Weight | Observed: 60kD |
| Storage Instruction | Store at -20°C for up to 1 year from the date of receipt, and avoid repeat freeze-thaw cycles. |

TARGET INFORMATION

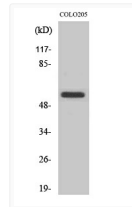
| | |
|------------------|---|
| Gene ID | 1196 |
| Gene Symbol | CLK2 |
| UniProt ID | CLK2_HUMAN |
| Immunogen Region | 1-50 aa |
| Specificity | CLK2 Polyclonal Antibody detects endogenous levels of CLK2 protein. |

ADDITIONAL INFORMATION

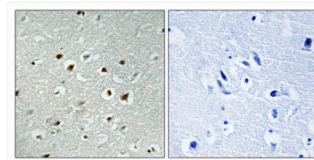
Note STRICTLY FOR FURTHER SCIENTIFIC RESEARCH USE ONLY (RUO). MUST NOT TO BE USED IN DIAGNOSTIC OR THERAPEUTIC APPLICATIONS.



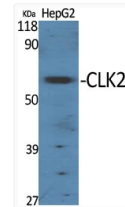
Western blot analysis of lysates from COLO205 and A549 cells, using CLK2 Antibody. The lane on the right is blocked with the synthesized peptide.



Western blot analysis of A549 cells nucleus extracted by Minute TM Cytoplasmic and Nuclear Fractionation kit (SC-003, Inventibiotech, MN, USA).



Immunohistochemical analysis of paraffin-embedded Human brain. Antibody was diluted at 1:100 (4°C overnight). High-pressure and temperature Tris-EDTA, pH8.0 was used for antigen retrieval. Negative control (right) obtained from antibody was pre-absorbed by immunogen peptide.



Western blot analysis of various cells using CLK2 Polyclonal Antibody cells nucleus extracted by Minute TM Cytoplasmic and Nuclear Fractionation kit (SC-003, Inventibiotech, MN, USA).