

## Anti-CACNA2D4 antibody (548-597 aa) (STJ91957)

### GENERAL INFORMATION

Product Type	Primary antibodies
Applications	WB/ELISA
Host / Source	Rabbit
Reactivity	Human/Mouse/Rat

### PRODUCT PROPERTIES

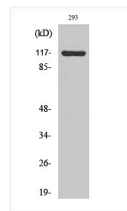


Clonality	Polyclonal
Concentration	1 mg/mL
Conjugation	Unconjugated
Purification	The antibody was affinity-purified from rabbit antiserum by affinity-chromatography using epitope-specific immunogen.
Dilution Range	WB 1:500-1:2000 ELISA 1:20000
Formulation	Liquid in PBS containing 50% Glycerol, 0.5% BSA and 0.02% Sodium Azide.
Isotype	IgG
Molecular Weight	Observed: 130kD
Storage Instruction	Store at -20°C for up to 1 year from the date of receipt, and avoid repeat freeze-thaw cycles.

### TARGET INFORMATION

Gene ID	<a href="#">93589</a>
Gene Symbol	<a href="#">CACNA2D4</a>
UniProt ID	<a href="#">CA2D4_HUMAN</a>
Immunogen Region	548-597 aa
Specificity	Cacna2d4 Polyclonal Antibody detects endogenous levels of Cacna2d4 protein.

### ADDITIONAL INFORMATION

Note **STRICTLY FOR FURTHER SCIENTIFIC RESEARCH USE ONLY (RUO). MUST NOT TO BE USED IN DIAGNOSTIC OR THERAPEUTIC APPLICATIONS.**



Western blot analysis of CACNA2D4 Antibody. The lane on the right is blocked with the COLO205 cells using CACNA2D4 antibody.  
 Western blot analysis of the lysates from COLO205 cells using CACNA2D4 antibody.  
 Western blot analysis of various cells using Cacna2d4 Polyclonal Antibody