

Anti-AQP5 antibody (194-243 aa) (STJ91658)

GENERAL INFORMATION

Product Type	Primary antibodies
Applications	WB/IHC/IF/ELISA
Host / Source	Rabbit
Reactivity	Human/Rat/Mouse

PRODUCT PROPERTIES

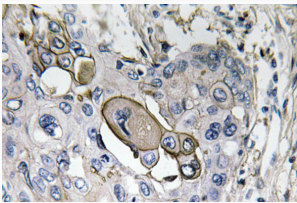
Clonality	Polyclonal
Concentration	1 mg/mL
Conjugation	Unconjugated
Purification	The antibody was affinity-purified from rabbit antiserum by affinity-chromatography using epitope-specific immunogen.
Dilution Range	WB 1:500-1:2000 IHC 1:100-1:300 ELISA 1:40000 IF 1:50-200
Formulation	Liquid in PBS containing 50% Glycerol, 0.5% BSA and 0.02% Sodium Azide.
Isotype	IgG
Molecular Weight	Observed: 35kD
Storage Instruction	Store at -20°C for up to 1 year from the date of receipt, and avoid repeat freeze-thaw cycles.

TARGET INFORMATION


Gene ID	362
Gene Symbol	AQP5
UniProt ID	AQP5_HUMAN
Immunogen Region	194-243 aa
Specificity	AQP5 Polyclonal Antibody detects endogenous levels of AQP5 protein.

ADDITIONAL INFORMATION

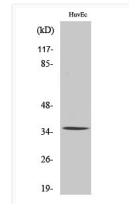
Note STRICTLY FOR FURTHER SCIENTIFIC RESEARCH USE ONLY (RUO). MUST NOT TO BE USED IN DIAGNOSTIC OR THERAPEUTIC APPLICATIONS.



Immunohistochemistry analysis of AQP5 antibody in paraffin-embedded human lung carcinoma tissue.



Western blot analysis of lysate from HUVEC cells using AQP5 antibody.



Western blot analysis of various cells using AQP5 Polyclonal Antibody