

Anti-Phospho-DNM1-Ser774 antibody (740-789 aa) (STJ90787)

GENERAL INFORMATION

Product Type	Primary antibodies
Applications	WB/IHC/IF/ELISA
Host / Source	Rabbit
Reactivity	Human/Mouse/Rat

PRODUCT PROPERTIES

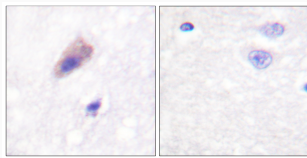
Clonality	Polyclonal
Concentration	1 mg/mL
Conjugation	Unconjugated
Purification	The antibody was affinity-purified from rabbit antiserum by affinity-chromatography using epitope-specific immunogen.
Dilution Range	WB 1:500-1:2000 IHC 1:100-1:300 ELISA 1:5000 IF 1:50-200
Formulation	Liquid in PBS containing 50% Glycerol, 0.5% BSA and 0.02% Sodium Azide.
Isotype	IgG
Molecular Weight	Observed: 97kD
Storage Instruction	Store at -20°C for up to 1 year from the date of receipt, and avoid repeat freeze-thaw cycles.

TARGET INFORMATION

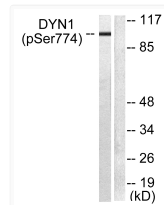
Gene ID	1759
Gene Symbol	DNM1
UniProt ID	DYN1_HUMAN
Immunogen Region	740-789 aa
Specificity	Phospho-Dynamin I (S774) Polyclonal Antibody detects endogenous levels of Dynamin I protein only when phosphorylated at S774.

ADDITIONAL INFORMATION


Note **STRICTLY FOR FURTHER SCIENTIFIC RESEARCH USE ONLY (RUO). MUST NOT TO BE USED IN DIAGNOSTIC OR THERAPEUTIC APPLICATIONS.**



Immunohistochemistry analysis of paraffin-embedded human brain, using Dynamin-1 (Phospho-Ser774) Antibody. The picture on the right is blocked with the phospho peptide.



Western blot analysis of lysates from mouse brain, using Dynamin-1 (Phospho-Ser774) Antibody. The lane on the right is blocked with the phospho peptide.



Western blot analysis of mouse cells using Phospho-Dynamin I (S774) Polyclonal Antibody