Anti-COPS2 antibody (1-310) (STJ29117)

GENERAL INFORMATION

Product Type	Primary antibodies
Applications	WB/IHC-P/IF/ICC/ELISA
Host / Source	Rabbit
Reactivity	Human/Mouse/Rat

PRODUCT PROPERTIES

Clonality	Polyclonal
Concentration	Lot specific
Conjugation	Unconjugated
Purification	Affinity purification
Dilution Range	WB:1:500-1:2000 IHC-P:1:50-1:200 IF/ICC:1:50-1:100 ELISA:Recommended starting concentration is 1 Mu g/mL. Please optimize the concentration based on your specific assay requirements.
Formulation	PBS with 0.02% Sodium Azide, 50% Glycerol, pH 7.3.
Isotype	IgG
Molecular Weight	Protein Mw: 52kDa Observed Mw: 52kDa
Storage Instruction	Store at-20°C for up to 1 year from the date of receipt, and avoid repeat freeze-thaw cycles.

TARGET INFORMATION

Gene ID	9318
Gene Symbol	COPS2
UniProt ID	CSN2_HUMAN
Immunogen Region	1-310
Immunogen Sequence	MSDMEDDFMCDDEEDYDLEY SEDSNSEPNVDLENQYYNSK ALKEDDPKAALSSFQKVLEL EGEKGEWGFKALKQMIKINF KLTNFPEMMNRYKQLLTYIR SAVTRNYSEKSINSILDYIS TSKQMDLLQEFYETTLEALK DAKNDRLWFKTNTKLGKLYL EREEYGKLQKILRQLHQSCQ TDDGEDDLKKGTQLLEIYAL EIQMYTAQKNNKKLKALYEQ SLHIKSAIPHPLIMGVIRE
Specificity	Recombinant fusion protein containing a sequence corresponding to amino acids 1-310 of human COPS2 (NP_004227.1).

ADDITIONAL INFORMATION

Note	STRICTLY FOR FURTHER SCIENTIFIC RESEARCH USE ONLY (RUO). MUST NOT TO BE USED IN DIAGNOSTIC OR THERAPEUTIC APPLICATIONS.

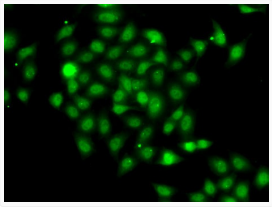

Immunofluorescence analysis of A-549 cells using COPS2 antibody (STJ29117).

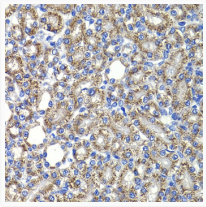

Immunohistochemistry analysis of paraffin-embedded rat kidney using COPS2 antibody (STJ29117) at dilution of 1:100 (40x lens). Perform microwave antigen retrieval with 10 mM PBS buffer pH 7. 2 before commencing with immunohistochemistry staining protocol.

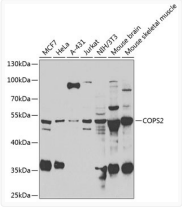

Western blot analysis of extracts of various cell lines, using COPS2 antibody (STJ29117) at 1:1000 dilution. Secondary antibody: HRP Goat Anti-Rabbit IgG (H+L) (STJS000856) at 1:10000 dilution. Lysates/proteins: 25 Mu g per lane. Blocking buffer: 3% nonfat dry milk in TBST. Detection: ECL Basic Kit. Exposure time: 90s.