

Anti-mAmetrine antibody (STJ140259)

GENERAL INFORMATION

Product Type	Primary antibodies
Applications	WB/IF/IHC-P/IHC-F/IEM
Host / Source	Goat
Reactivity	GFP

PRODUCT PROPERTIES

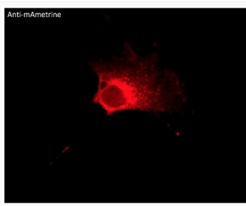
Clonality	Polyclonal
Concentration	3 mg/mL
Conjugation	Unconjugated
Purification	Epitope affinity purified
Dilution Range	WB 1:500-1:5000 IHC-F 1:50-1:500 IHC-P 1:50-1:500 IF 1:50-1:500 IEM 1:50-1:500
Formulation	PBS, 20% Glycerol and 0.05% Sodium Azide.
Isotype	IgG
Storage Instruction	For continuous use, store at 2-8 C for one-two days. For extended storage, store in -20 C freezer. Working dilution samples should be discarded if not used within 12 hours.

TARGET INFORMATION

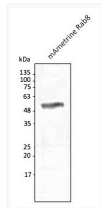
Specificity	In 293HEK cells transfected with cds plasmid detects a band of 27 kDa by Western blot. This antibody does not recognize RFP (red fluorescent protein).
-------------	--

ADDITIONAL INFORMATION

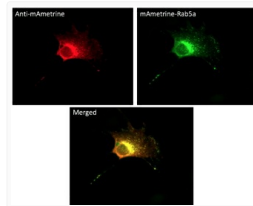
Note STRICTLY FOR FURTHER SCIENTIFIC RESEARCH USE ONLY (RUO). MUST NOT TO BE USED IN DIAGNOSTIC OR THERAPEUTIC APPLICATIONS.



Anti mAmetrine Goat Polyclonal antibody immunofluorescence STJ140259



Anti mAmetrine Goat Polyclonal antibody western blot hek293 STJ140259



Anti mAmetrine Goat Polyclonal antibody immunofluorescence STJ140259