

Anti-mTangerine antibody (STJ140214)

GENERAL INFORMATION

Product Type	Primary antibodies
Applications	WB/IF/IHC-P/IHC-F/IEM
Host / Source	Goat
Reactivity	RFP

PRODUCT PROPERTIES

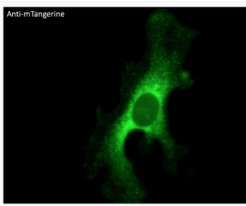
Clonality	Polyclonal
Concentration	3 mg/mL
Conjugation	Unconjugated
Purification	Epitope affinity purified
Dilution Range	WB 1:500-1:5000 IHC-F 1:50-1:500 IHC-P 1:50-1:500 IF 1:50-1:500 IEM 1:50-1:500
Formulation	PBS, 20% Glycerol and 0.05% Sodium Azide.
Isotype	IgG
Storage Instruction	For continuous use, store at 2-8 C for one-two days. For extended storage, store in-20 C freezer. Working dilution samples should be discarded if not used within 12 hours.

TARGET INFORMATION


Specificity	In 293HEK cells transfected with cds plasmid detects a band of 27 kDa by Western blot. This antibody does not recognize GFP (green fluorescent protein).
-------------	----------------------------------------------------------------------------------------------------------------------------------------------------------

ADDITIONAL INFORMATION

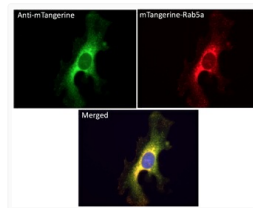
Note **STRICTLY FOR FURTHER SCIENTIFIC RESEARCH USE ONLY (RUO). MUST NOT TO BE USED IN DIAGNOSTIC OR THERAPEUTIC APPLICATIONS.**



Anti mTangerine Goat Polyclonal antibody immunofluorescence STJ140214



Anti mTangerine Goat Polyclonal antibody western blot hek293 STJ140214



Anti mTangerine Goat Polyclonal antibody immunofluorescence STJ140214