

Anti-PDIA3 antibody (300aa C-Term) (STJ140035)

GENERAL INFORMATION

Product Type	Primary antibodies
Applications	WB/IF/IHC-P/IHC-F
Host / Source	Goat
Reactivity	Human/Mouse/Rat/Bovine/Canine/Chicken/Avian/Donkey/Feline/Goat/Guinea Pig/Hamster/Horse/Porcine/Rabbit/Sheep/Simian

PRODUCT PROPERTIES

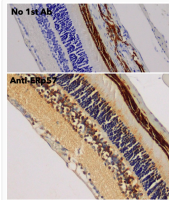
Clonality	Polyclonal
Concentration	2 mg/mL
Conjugation	Unconjugated
Purification	This antibody is epitope-affinity purified from goat antiserum.
Dilution Range	WB 1:500-1:2000 IF 1:50-1:500 IHC-P 1:200-1:1000 IHC-F 1:200-1:1000 1. Alenquer M Vale-Costa S Etibor TA et al. Nat Commun. 2019 Apr PMID: 30967547 2. Alenquer M Vale-Costa S Sousa AL et al. bioRxiv 410373: Sept 2018
Formulation	PBS, 20% Glycerol and 0.05% Sodium Azide.
Isotype	IgG
Storage Instruction	Store at -20 C for long-term storage. Store at 2-8 C for up to one month.

TARGET INFORMATION

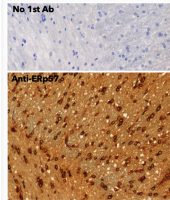
Gene ID	2923
Gene Symbol	PDIA3
UniProt ID	PDIA3_HUMAN
Immunogen Region	300aa C-Term
Immunogen Sequence	STAGEIPVVAIRTAKEKGFV TAGEIPVVAIRTAKEKGFVM AGEIPVVAIRTAKEKGFVMQ GEIPVVAIRTAKEKGFVMQE EIPVVAIRTAKEKGFVMQEE IPVVAIRTAKEKGFVMQEEF PVVAIRTAKEKGFVMQEEFS VVAIRTAKEKGFVMQEEFSR VAIRTAKEKGFVMQEEFSRD AIRTAKEKGFVMQEEFSRDG
Specificity	Detects a band of 60 kDa by Western blot in the following canine, human, monkey, mouse, rat whole cell lysates.

ADDITIONAL INFORMATION

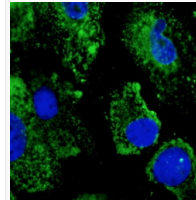
Note STRICTLY FOR FURTHER SCIENTIFIC RESEARCH USE ONLY (RUO). MUST NOT TO BE USED IN DIAGNOSTIC OR THERAPEUTIC APPLICATIONS.



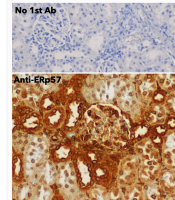
Anti PDIA3 Goat Polyclonal antibody immunohistochemistry mouse STJ140035




Anti PDIA3 Goat Polyclonal antibody immunohistochemistry mouse brain STJ140035



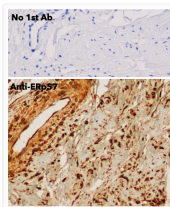
Anti PDIA3 Goat Polyclonal antibody immunofluorescence rpe STJ140035



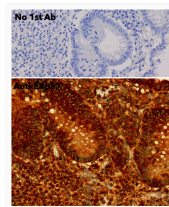
Anti PDIA3 Goat Polyclonal antibody immunohistochemistry mouse kidney STJ140035



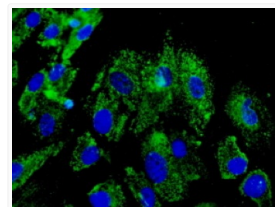
Anti PDIA3 Goat Polyclonal antibody western blot hela STJ140035



Anti PDIA3 Goat Polyclonal antibody immunohistochemistry human STJ140035



Anti PDIA3 Goat Polyclonal antibody immunohistochemistry human STJ140035



Anti PDIA3 Goat Polyclonal antibody immunofluorescence rpe STJ140035