

Anti-CANX antibody (550aa C-Term) (STJ140017)

GENERAL INFORMATION

Product Type	Primary antibodies
Applications	WB/IF/IHC-P/IHC-F
Host / Source	Goat
Reactivity	Human/Mouse/Rat/Bovine/Canine/Chicken/Avian/Donkey/Feline/Goat/Guinea Pig/Hamster/Horse/Porcine/Rabbit/Sheep/Simian

PRODUCT PROPERTIES

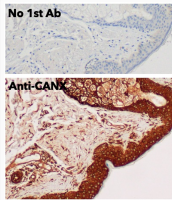
Clonality	Polyclonal
Concentration	2 mg/mL
Conjugation	Unconjugated
Purification	This antibody is epitope-affinity purified from goat antiserum.
Dilution Range	WB 1:500-1:5000 IHC-F 1:200-1:1000 IHC-P 1:200-1:1000 IF 1:50-1:500 Saludas L Garbayo E Ruiz-Villalba A et al. Eur J Pharm Biopharm 2022 Jan PMID: 34968647 Balk SM PhD Thesis University of Wurzburg Germany 2019 Sivadasan R PhD
Formulation	PBS, 20% Glycerol and 0.05% Sodium Azide.
Isotype	IgG
Storage Instruction	For continuous use, store at 2-8 C for one-two days. For extended storage, store in-20 C freezer. Working dilution samples should be discarded if not used within 12 hours.

TARGET INFORMATION

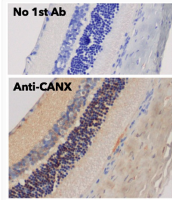
Gene ID	821
Gene Symbol	CANX
UniProt ID	CALX_HUMAN
Immunogen Region	550aa C-Term
Immunogen Sequence	KSDAEEDGGTVSQEEEDRKP SDAEEDGGTVSQEEEDRKP
Specificity	Detects a band of 90 kDa by Western blot in the following human (293A, primary fibroblasts, HaCat, HeLa, HMEC-1, Jurkat, MNT1, U-118, rat (TR-iBRB) , mouse (3T3, AtT-20, Hepa, Raw264.7) , monkey (COS-7) and canine (D17) whole cell lysates.

ADDITIONAL INFORMATION

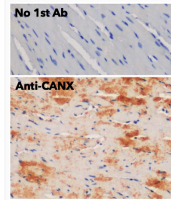
Note STRICTLY FOR FURTHER SCIENTIFIC RESEARCH USE ONLY (RUO). MUST NOT TO BE USED IN DIAGNOSTIC OR THERAPEUTIC APPLICATIONS.



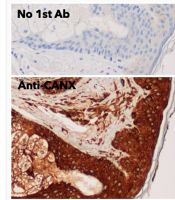
Anti CANX Goat Polyclonal antibody immunohistochemistry human STJ140017



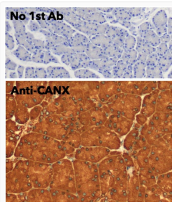
Anti CANX Goat Polyclonal antibody immunohistochemistry mouse STJ140017



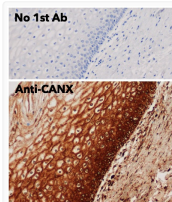
Anti CANX Goat Polyclonal antibody immunohistochemistry mouse STJ140017



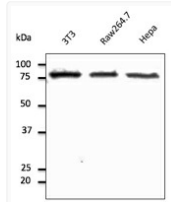
Anti CANX Goat Polyclonal antibody immunohistochemistry human STJ140017



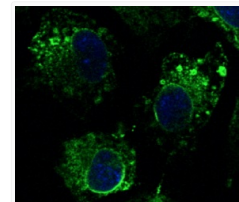
Anti CANX Goat Polyclonal antibody immunohistochemistry human STJ140017




Anti CANX Goat Polyclonal antibody immunohistochemistry human STJ140017



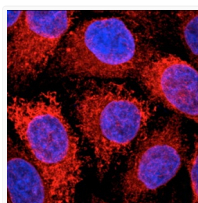
Anti CANX Goat Polyclonal antibody western blot STJ140017



Anti CANX Goat Polyclonal antibody immunofluorescence STJ140017



Anti CANX Goat Polyclonal antibody western blot hela STJ140017



Anti CANX Goat Polyclonal antibody immunofluorescence hela STJ140017

FOR RESEARCH USE ONLY. Not intended for diagnostic or therapeutic use.