

Anti-CDNF antibody (25-125aa) [7D6] (STJA0002818)

STJA0002818

GENERAL INFORMATION

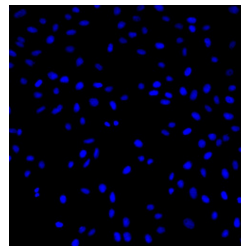
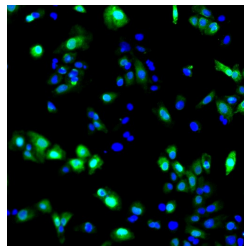
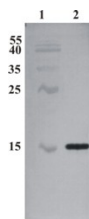
Product Type	Primary antibodies
Short Description	Mouse monoclonal antibody anti-CDNF (25-125aa) is suitable for use in ELISA, Western Blot and Immunofluorescence research applications.
Applications	ELISA, WB, IF
Host/Source	Mouse
Reactivity	Human, Mouse

PRODUCT PROPERTIES

Clonality	Monoclonal
Clone ID	7D6
Concentration	
Conjugation	Unconjugated
Purification	Protein G purification
Dilution Range	ELISA (rhCDNF) 0.1 to 0.2 µg/ml; ELISA (mCDNF) 0.13 to 0.4 µg/ml; WB 0.25 to 1 µg/ml; IF 0.33 to 10 µg/ml; Monoclonal antibody working dilution has to be established practically for each particular antigen and assay format
Formulation	PBS pH 7.4, with 0.1% sodium azide
Isotype	IgG1
Storage	Store at -20 °C to -70 °C upon receipt. Divide antibody into aliquots prior usage. Avoid multiple freeze-thaw cycles as product degradation may result
Instruction	

TARGET INFORMATION

Gene ID	441549
Gene Symbol	CDNF
Uniprot ID	CDNF_HUMAN
Immunogen	Recombinant human CDNF protein produced using CHO-based proprietary suspension cell line. Purified from cell culture supernatant. Human CDNF
Immunogen Region	25-125aa
Specificity	Human, mouse; others not tested Binds to the N-terminal part of the human CDNF (aa 25-125)
Immunogen Sequence	



This product is suitable for in-vitro studies under the RESEARCH USE ONLY [RUO] licence. This product must not be used as for diagnostic or other medical purposes.
 St John's Laboratory Ltd, Knowledge Dock Business Centre, University Way, London, E16 2RD | Tel: 0208 223 3081