

Anti-NR3C1 antibody [6E6] (STJ98115)

STJ98115

GENERAL INFORMATION

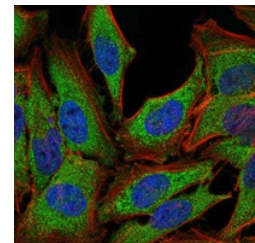
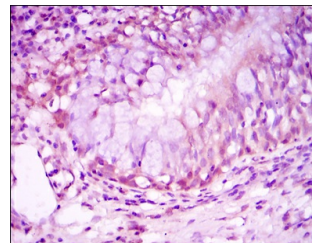
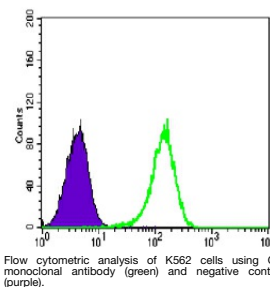
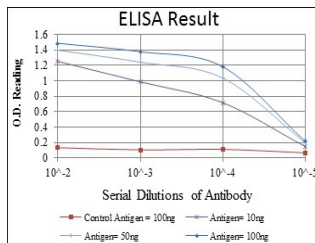
Product Type	Primary antibodies
Short Description	Mouse monoclonal antibody anti-Glucocorticoid Receptor is suitable for use in Western Blot, Immunohistochemistry, Immunofluorescence, Immunocytochemistry, Flow Cytometry and ELISA research applications.
Applications	WB, IHC-P, IF, ICC, FC, ELISA
Host/Source	Mouse
Reactivity	Human

PRODUCT PROPERTIES

Clonality	Monoclonal
Clone ID	6E6
Concentration	
Conjugation	Unconjugated
Purification	The antibody was isolated from ascitic fluid by immunoaffinity chromatography using antigens coupled to agarose beads.
Dilution Range	WB 1:500-1:2000 IHC 1:200-1:1000 IF 1:200-1:1000 FC 1:200-1:400 ELISA 1:10000
Formulation	Ascitic fluid, 0.03% Sodium Azide, 0.5% BSA, 50% Glycerol.
Isotype	IgG1
Storage Instruction	Store at -20°C for up to 1 year from the date of receipt, and avoid repeat freeze-thaw cycles.

TARGET INFORMATION

Gene ID	2908
Gene Symbol	NR3C1
Uniprot ID	GCR_HUMAN
Immunogen	Purified recombinant fragment of human GR expressed in E.coli.
Immunogen Region	
Specificity	NR3C1 monoclonal antibody (Glucocorticoid Receptor) binds to endogenous Glucocorticoid Receptor.
Immunogen Sequence	



This product is suitable for in-vitro studies under the RESEARCH USE ONLY [RUO] licence. This product must not be used as for diagnostic or other medical purposes.
St John's Laboratory Ltd, Knowledge Dock Business Centre, University Way, London, E16 2RD | Tel: 0208 223 3081