

Anti-RHAG antibody (1-50 N-Term) (STJ96649)

STJ96649

GENERAL INFORMATION

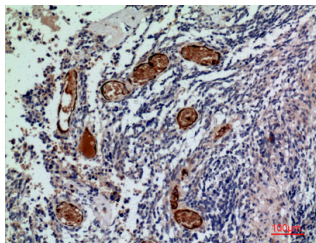
Product Type	Primary antibodies
Short Description	Rabbit polyclonal antibody anti-Ammonium Transporter Rh Type A (1-50 N-Term) is suitable for use in Western Blot, Immunohistochemistry, Immunofluorescence and ELISA research applications.
Applications	WB, IHC-P, IF-P, ELISA
Host/Source	Rabbit
Reactivity	Human, Rat, Mouse

PRODUCT PROPERTIES

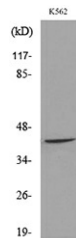
Clonality	Polyclonal
Clone ID	
Concentration	1 mg/mL
Conjugation	Unconjugated
Purification	The antibody was affinity-purified from rabbit anti-serum by affinity-chromatography.
Dilution Range	WB 1:500-1:2000 IHC 1:100-300 ELISA 1:20000
Formulation	PBS, 50% Glycerol, 0.5% BSA and 0.02% Sodium Azide.
Isotype	IgG
Storage Instruction	Store at -20°C for up to 1 year from the date of receipt, and avoid repeat freeze-thaw cycles.

TARGET INFORMATION

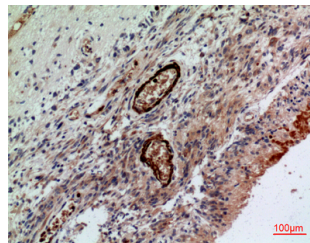
Gene ID	6005
Gene Symbol	RHAG
Uniprot ID	RHAG_HUMAN
Immunogen	The antiserum was produced against synthesized peptide derived from the N-terminal region of human RHAG at amino acid range 1-50
Immunogen Region	1-50 N-Term
Specificity	RHAG polyclonal antibody (Ammonium Transporter Rh Type A) binds to endogenous Ammonium Transporter Rh Type A at the amino acid region 1-50 N-Term.
Immunogen Sequence	



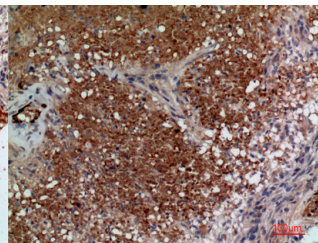
Immunohistochemical analysis of paraffin-embedded human-brain, antibody was diluted at 1:100



Western blot analysis of lysate from K562 cells, using RHAG Antibody.



Immunohistochemical analysis of paraffin-embedded human-brain, antibody was diluted at 1:100



Immunohistochemical analysis of paraffin-embedded human-brain, antibody was diluted at 1:100

This product is suitable for in-vitro studies under the RESEARCH USE ONLY [RUO] licence. This product must not be used as for diagnostic or other medical purposes.
St John's Laboratory Ltd, Knowledge Dock Business Centre, University Way, London, E16 2RD | Tel: 0208 223 3081