

Anti-DMTN antibody (330-410) (STJ92690)

STJ92690

GENERAL INFORMATION

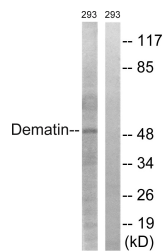
Product Type	Primary antibodies
Short Description	Rabbit polyclonal antibody anti-Dematin (330-410) is suitable for use in Western Blot, Immunohistochemistry, Immunofluorescence, Immunocytochemistry and ELISA research applications.
Applications	WB, IHC-P, IF, ICC, ELISA
Host/Source	Rabbit
Reactivity	Human, Mouse

PRODUCT PROPERTIES

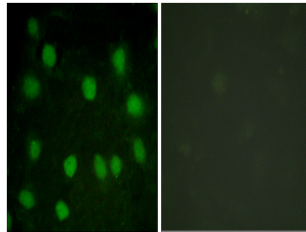
Clonality	Polyclonal
Clone ID	
Concentration	1 mg/mL
Conjugation	Unconjugated
Purification	The antibody was affinity-purified from rabbit anti-serum by affinity-chromatography.
Dilution Range	WB 1:500-1:2000 IHC 1:100-1:300 IF 1:200-1:1000 ELISA 1:5000
Formulation	PBS, 50% Glycerol, 0.5% BSA and 0.02% Sodium Azide.
Isotype	IgG
Storage Instruction	Store at -20°C for up to 1 year from the date of receipt, and avoid repeat freeze-thaw cycles.

TARGET INFORMATION

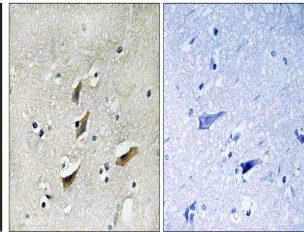
Gene ID	2039
Gene Symbol	DMTN
Uniprot ID	DEMA_HUMAN
Immunogen	The antiserum was produced against synthesized peptide derived from human Dematin at amino acid range 356-405
Immunogen Region	330-410
Specificity	DMTN polyclonal antibody (Dematin) binds to endogenous Dematin at the amino acid region 330-410.
Immunogen Sequence	




Western blot analysis of lysates from 293 cells, using Dematin Antibody. The lane on the right is blocked with the synthesized peptide.



Immunofluorescence analysis of HUVEC cells, using Dematin Antibody. The picture on the right is blocked with the synthesized peptide.



Immunohistochemistry analysis of paraffin-embedded human brain tissue, using Dematin Antibody. The picture on the right is blocked with the synthesized peptide.



Western blot analysis of various cells using Dematin Polyclonal Antibody

This product is suitable for in-vitro studies under the RESEARCH USE ONLY [RUO] licence. This product must not be used as for diagnostic or other medical purposes.
St John's Laboratory Ltd, Knowledge Dock Business Centre, University Way, London, E16 2RD | Tel: 0208 223 3081