

## Anti-IDH3B antibody (33-46) (STJ72610)

STJ72610

### GENERAL INFORMATION

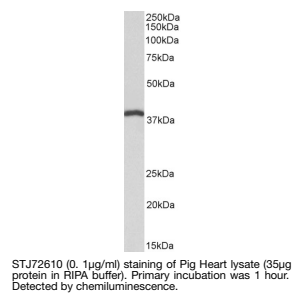
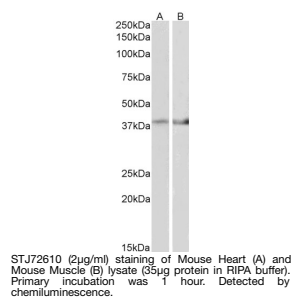
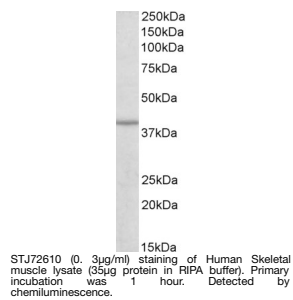
<b>Product Type</b>	Primary antibodies
<b>Short Description</b>	Goat polyclonal antibody anti-IDH3B (33-46) is suitable for use in ELISA and Western Blot research applications.
<b>Applications</b>	Pep-ELISA, WB
<b>Host/Source</b>	Goat
<b>Reactivity</b>	Human, Mouse, Rat, Dog, Pig

### PRODUCT PROPERTIES

<b>Clonality</b>	Polyclonal
<b>Clone ID</b>	
<b>Concentration</b>	0.5 mg/mL
<b>Conjugation</b>	Unconjugated
<b>Purification</b>	Purified from goat serum by ammonium sulphate precipitation followed by antigen affinity chromatography using the immunizing peptide.
<b>Dilution Range</b>	WB-0.3-1µg/ml ELISA-antibody detection limit dilution 1:1000.
<b>Formulation</b>	0.5 mg/ml in Tris saline, 0.02% sodium azide, pH7.3 with 0.5% bovine serum albumin. NA
<b>Isotype</b>	IgG
<b>Storage Instruction</b>	Store at -20 on receipt and minimise freeze-thaw cycles.

### TARGET INFORMATION

<b>Gene ID</b>	3420
<b>Gene Symbol</b>	IDH3B
<b>Uniprot ID</b>	IDH3B_HUMAN
<b>Immunogen</b>	
<b>Immunogen Region</b>	33-46
<b>Specificity</b>	This antibody is expected to recognize isoform a (NP_008830.2) and isoform b (NP_777280.1).
<b>Immunogen Sequence</b>	HAASRSQAEDVRVE



This product is suitable for in-vitro studies under the RESEARCH USE ONLY [RUO] licence. This product must not be used as for diagnostic or other medical purposes.  
St John's Laboratory Ltd, Knowledge Dock Business Centre, University Way, London, E16 2RD | Tel: 0208 223 3081