

Anti-GNAQ/ALPHA-q antibody (162-175) (STJ72505)

STJ72505

GENERAL INFORMATION

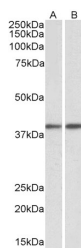
Product Type	Primary antibodies
Short Description	Goat polyclonal antibody anti-GNAQ/ALPHA-q (162-175) is suitable for use in ELISA and Western Blot research applications.
Applications	Pep-ELISA, WB
Host/Source	Goat
Reactivity	Human, Mouse, Rat, Dog, Pig, Cow

PRODUCT PROPERTIES

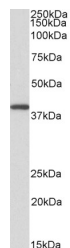
Clonality	Polyclonal
Clone ID	
Concentration	0.5 mg/mL
Conjugation	Unconjugated
Purification	Purified from goat serum by ammonium sulphate precipitation followed by antigen affinity chromatography using the immunizing peptide.
Dilution Range	IHC-5µg/ml ELISA-antibody detection limit dilution 1:64000.
Formulation	0.5 mg/ml in Tris saline, 0.02% sodium azide, pH7.3 with 0.5% bovine serum albumin. NA
Isotype	IgG
Storage Instruction	Store at -20 on receipt and minimise freeze-thaw cycles.

TARGET INFORMATION

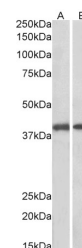
Gene ID	2776
Gene Symbol	GNAQ
Uniprot ID	GNAQ_HUMAN
Immunogen	
Immunogen Region	162-175
Specificity	
Immunogen Sequence	NLDRVADPAYLPT



STJ72505 (0.1µg/ml) staining of Mouse (A) and Rat (B) Testis lysates (35µg protein in RIPA buffer). Primary incubation was 1 hour. Detected by chemiluminescence.



STJ72505 (0.1µg/ml) staining of Peripheral Blood Lymphocytes lysate (35µg protein in RIPA buffer). Primary incubation was 1 hour. Detected by chemiluminescence.



STJ72505 (0.1µg/ml) staining of Pig Colon (A) and Pig Spleen (B) lysates (35µg protein in RIPA buffer). Primary incubation was 1 hour. Detected by chemiluminescence.

This product is suitable for in-vitro studies under the RESEARCH USE ONLY [RUO] licence. This product must not be used as for diagnostic or other medical purposes.
St John's Laboratory Ltd, Knowledge Dock Business Centre, University Way, London, E16 2RD | Tel: 0208 223 3081