

Anti-Acetyl-Histone H3-K18 antibody (STJ29399)

STJ29399

GENERAL INFORMATION

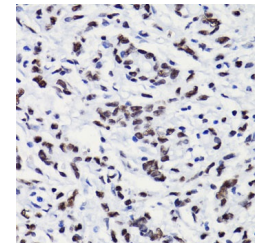
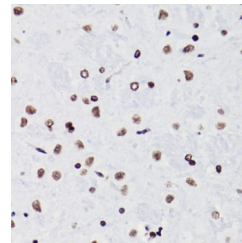
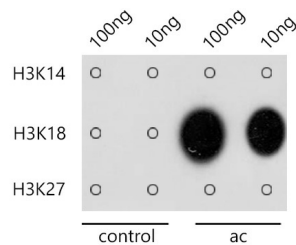
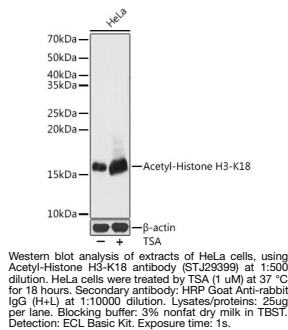
Product Type	Primary antibodies
Short Description	Rabbit polyclonal antibody anti-Acetyl-Histone H3-K18 is suitable for use in Western Blot, Immunohistochemistry, Immunofluorescence and Immunoprecipitation.
Applications	WB, IHC, IF, IP
Host/Source	Rabbit
Reactivity	Human, Mouse, Rat

PRODUCT PROPERTIES

Clonality	Polyclonal
Clone ID	
Concentration	
Conjugation	Unconjugated
Purification	Affinity purification
Dilution Range	WB 1:1000-1:3000 IHC 1:200-1:500 IF 1:500-1:1000 IP 1:200-1:500 ChIP 1:50-1:100 ChIP-seq 1:50-1:100
Formulation	PBS containing 0.02% Sodium Azide, 50% Glycerol, pH7.3.
Isotype	IgG
Storage Instruction	Store in a freezer at -20°C and avoid freeze-thaw cycles.

TARGET INFORMATION

Gene ID	8350/8351/8352/8353/8354/8355/8356/8357/8358/8968
Gene Symbol	H3C1.H3C2.H3C3.H3C4.H3C6.H3C7.H3C8.H3C10.H3C11.H3C12
Uniprot ID	H31_HUMAN
Immunogen	A synthetic acetylated peptide corresponding to residues surrounding K18 of human H3
Immunogen Region	
Specificity	
Immunogen Sequence	



This product is suitable for in-vitro studies under the RESEARCH USE ONLY [RUO] licence. This product must not be used as for diagnostic or other medical purposes.
St John's Laboratory Ltd, Knowledge Dock Business Centre, University Way, London, E16 2RD | Tel: 0208 223 3081