

Anti-STAT3 antibody (40-240) (STJ27462)

STJ27462

GENERAL INFORMATION

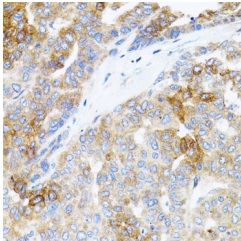
Product Type	Primary antibodies
Short Description	Rabbit polyclonal antibody anti-STAT3 (40-240) is suitable for use in Immunohistochemistry.
Applications	IHC
Host/Source	Rabbit
Reactivity	Human, Mouse, Rat

PRODUCT PROPERTIES

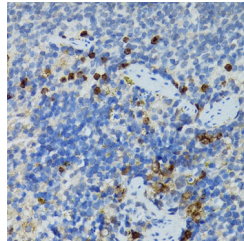
Clonality	Polyclonal
Clone ID	
Concentration	
Conjugation	Unconjugated
Purification	Affinity purification
Dilution Range	IHC 1:50-1:100
Formulation	PBS containing 0.02% Sodium Azide, 50% Glycerol, pH7.3.
Isotype	IgG
Storage Instruction	Store in a freezer at -20°C and avoid freeze-thaw cycles.

TARGET INFORMATION

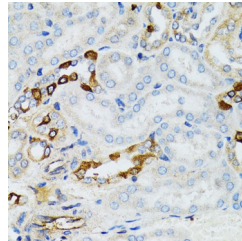
Gene ID	6774
Gene Symbol	STAT3
Uniprot ID	STAT3_HUMAN
Immunogen	Recombinant fusion protein containing a sequence corresponding to amino acids 40-240 of human STAT3 (NP_644805.1).
Immunogen Region	40-240
Specificity	
Immunogen Sequence	



Immunohistochemistry of paraffin-embedded human liver cancer using STAT3 antibody (STJ27462) at dilution of 1:100 (40x lens).



Immunohistochemistry of paraffin-embedded mouse spleen using STAT3 antibody (STJ27462) at dilution of 1:100 (40x lens).



Immunohistochemistry of paraffin-embedded mouse kidney using STAT3 antibody (STJ27462) at dilution of 1:100 (40x lens).

This product is suitable for in-vitro studies under the RESEARCH USE ONLY [RUO] licence. This product must not be used as for diagnostic or other medical purposes.
 St John's Laboratory Ltd, Knowledge Dock Business Centre, University Way, London, E16 2RD | Tel: 0208 223 3081