

Anti-DNMT1 antibody (1-270) (STJ27448)

STJ27448

GENERAL INFORMATION

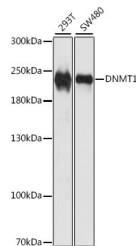
Product Type	Primary antibodies
Short Description	Rabbit polyclonal antibody anti-DNMT1 (1-270) is suitable for use in Western Blot, Immunofluorescence and Immunoprecipitation.
Applications	WB, IF, IP
Host/Source	Rabbit
Reactivity	Human

PRODUCT PROPERTIES

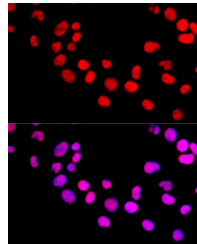
Clonality	Polyclonal
Clone ID	
Concentration	
Conjugation	Unconjugated
Purification	Affinity purification
Dilution Range	WB 1:500-1:2000 IF 1:50-1:200 IP 1:50-1:100
Formulation	PBS containing 0.02% Sodium Azide, 50% Glycerol, pH7.3.
Isotype	IgG
Storage Instruction	Store in a freezer at -20°C and avoid freeze-thaw cycles.

TARGET INFORMATION

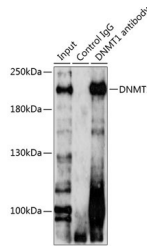
Gene ID	1786
Gene Symbol	DNMT1
Uniprot ID	DNMT1_HUMAN
Immunogen	Recombinant fusion protein containing a sequence corresponding to amino acids 1-270 of human DNMT1 (NP_001370.1).
Immunogen Region	1-270
Specificity	
Immunogen Sequence	



Western blot analysis of extracts of various cell lines, using DNMT1 antibody (STJ27448) at 1:1000 dilution. Secondary antibody: HRP Goat Anti-rabbit IgG (H+L) at 1:10000 dilution, lysates/proteins: 25µg per lane. Blocking buffer: 3% nonfat dry milk in TBST. Detection: ECL Basic Kit. Exposure time: 1s.



Immunofluorescence analysis of 293T cells using DNMT1 antibody (STJ27448) at dilution of 1:100 (40x lens). Blue: DAPI for nuclear staining.



Immunoprecipitation analysis of 200µg extracts of 293T cells using 3µg DNMT1 antibody (STJ27448). Western blot was performed from the immunoprecipitate using DNMT1 antibody (STJ27448) at a dilution of 1:1000.

This product is suitable for in-vitro studies under the RESEARCH USE ONLY [RUO] licence. This product must not be used as for diagnostic or other medical purposes.
St John's Laboratory Ltd, Knowledge Dock Business Centre, University Way, London, E16 2RD | Tel: 0208 223 3081