

Anti-UBL3 antibody (1-117) (STJ26534)

STJ26534

GENERAL INFORMATION


Product Type	Primary antibodies
Short Description	Rabbit polyclonal antibody anti-UBL3 (1-117) is suitable for use in Western Blot, Immunohistochemistry and Immunofluorescence.
Applications	WB, IHC, IF
Host/Source	Rabbit
Reactivity	Human, Mouse, Rat

PRODUCT PROPERTIES

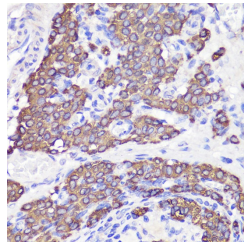
Clonality	Polyclonal
Clone ID	
Concentration	
Conjugation	Unconjugated
Purification	Affinity purification
Dilution Range	WB 1:1000-1:2000 IHC 1:50-1:200 IF 1:50-1:200
Formulation	PBS containing 0.02% Sodium Azide, 50% Glycerol, pH7.3.
Isotype	IgG
Storage Instruction	Store in a freezer at -20°C and avoid freeze-thaw cycles.

TARGET INFORMATION

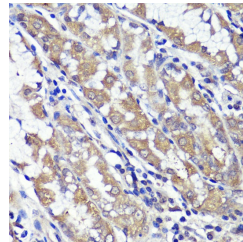
Gene ID	5412
Gene Symbol	UBL3
Uniprot ID	UBL3_HUMAN
Immunogen	Recombinant fusion protein containing a sequence corresponding to amino acids 1-117 of human UBL3 (NP_009037.1).
Immunogen Region	1-117
Specificity	
Immunogen Sequence	



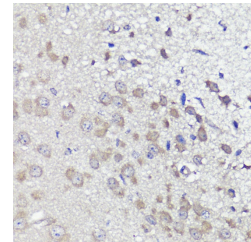
Western blot analysis of extracts of various cell lines, using UBL3 antibody (STJ26534) at 1:1000 dilution. Secondary antibody: HRP Goat Anti-rabbit IgG (H+L) at 1:10000 dilution. Lysates/proteins: 25µg per lane. Blocking buffer: 3% nonfat dry milk in TBST. Detection: ECL Basic Kit. Exposure time: 30s.



Immunohistochemistry of paraffin-embedded rat testis using UBL3 antibody (STJ26534) at dilution of 1:100 (40x lens). Perform microwave antigen retrieval with 10 mM PBS buffer pH 7, 2 before commencing with immunohistochemistry staining protocol.



Immunohistochemistry of paraffin-embedded human stomach using UBL3 antibody (STJ26534) at dilution of 1:100 (40x lens). Perform microwave antigen retrieval with 10 mM PBS buffer pH 7, 2 before commencing with immunohistochemistry staining protocol.



Immunohistochemistry of paraffin-embedded mouse brain using UBL3 antibody (STJ26534) at dilution of 1:100 (40x lens). Perform microwave antigen retrieval with 10 mM PBS buffer pH 7, 2 before commencing with immunohistochemistry staining protocol.

This product is suitable for in-vitro studies under the RESEARCH USE ONLY [RUO] licence. This product must not be used as for diagnostic or other medical purposes.
St John's Laboratory Ltd, Knowledge Dock Business Centre, University Way, London, E16 2RD | Tel: 0208 223 3081