

Anti-VARS antibody (1-280) (STJ26071)

STJ26071

GENERAL INFORMATION

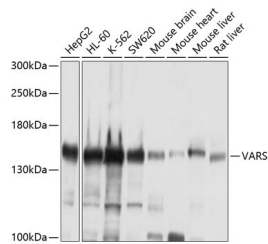
Product Type	Primary antibodies
Short Description	Rabbit polyclonal antibody anti-VARS (1-280) is suitable for use in Western Blot, Immunohistochemistry and Immunofluorescence.
Applications	WB, IHC, IF
Host/Source	Rabbit
Reactivity	Human, Mouse, Rat

PRODUCT PROPERTIES

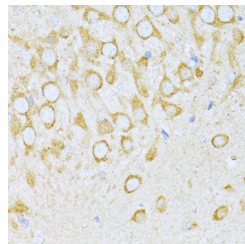
Clonality	Polyclonal
Clone ID	
Concentration	
Conjugation	Unconjugated
Purification	Affinity purification
Dilution Range	WB 1:500-1:2000 IHC 1:50-1:100 IF 1:50-1:100
Formulation	PBS containing 0.02% Sodium Azide, 50% Glycerol, pH7.3.
Isotype	IgG
Storage Instruction	Store in a freezer at -20°C and avoid freeze-thaw cycles.

TARGET INFORMATION

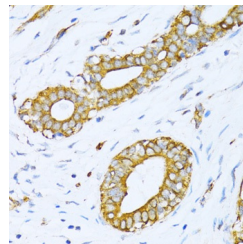
Gene ID	7407
Gene Symbol	VARS1
Uniprot ID	SYVC_HUMAN
Immunogen	Recombinant fusion protein containing a sequence corresponding to amino acids 1-280 of human VARS (NP_006286.1).
Immunogen Region	1-280
Specificity	
Immunogen Sequence	



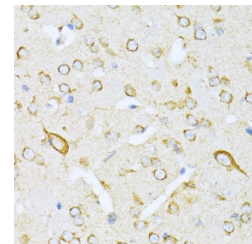
Western blot analysis of extracts of various cell lines, using VARS antibody (STJ26071) at 1:1000 dilution. Secondary antibody: HRP Goat Anti-rabbit IgG (H+L) at 1:10000 dilution. Lysates/proteins: 25µg per lane. Blocking buffer: 3% nonfat dry milk in TBST. Detection: ECL Basic Kit. Exposure time: 30s.



Immunohistochemistry of paraffin-embedded rat brain using VARS antibody (STJ26071) at dilution of 1:100 (40x lens).



Immunohistochemistry of paraffin-embedded human breast cancer using VARS antibody (STJ26071) at dilution of 1:100 (40x lens).



Immunohistochemistry of paraffin-embedded mouse brain using VARS antibody (STJ26071) at dilution of 1:100 (40x lens).

This product is suitable for in-vitro studies under the RESEARCH USE ONLY [RUO] licence. This product must not be used as for diagnostic or other medical purposes.
St John's Laboratory Ltd, Knowledge Dock Business Centre, University Way, London, E16 2RD | Tel: 0208 223 3081