

Anti-TNFAIP3 antibody (1-190) (STJ25884)

STJ25884

GENERAL INFORMATION

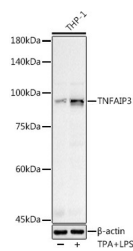
Product Type	Primary antibodies
Short Description	Rabbit polyclonal antibody anti-TNFAIP3 (1-190) is suitable for use in Western Blot and Immunohistochemistry.
Applications	WB, IHC
Host/Source	Rabbit
Reactivity	Human, Mouse, Rat

PRODUCT PROPERTIES

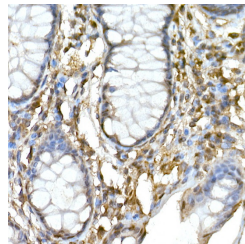
Clonality	Polyclonal
Clone ID	
Concentration	
Conjugation	Unconjugated
Purification	Affinity purification
Dilution Range	WB 1:500-1:2000 IHC 1:50-1:200
Formulation	PBS containing 0.02% Sodium Azide, 50% Glycerol, pH7.3.
Isotype	IgG
Storage Instruction	Store in a freezer at -20°C and avoid freeze-thaw cycles.

TARGET INFORMATION

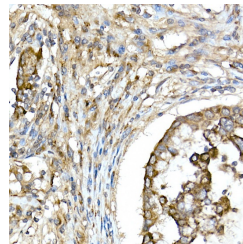
Gene ID	7128
Gene Symbol	TNFAIP3
Uniprot ID	TNAP3_HUMAN
Immunogen	Recombinant fusion protein containing a sequence corresponding to amino acids 1-190 of human TNFAIP3 (NP_006281.1).
Immunogen Region	1-190
Specificity	
Immunogen Sequence	



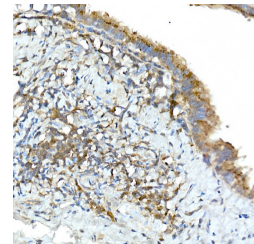
Western blot analysis of extracts of various cell lines, using (STJ25884) at 1:500 dilution. THP-1 cells were treated by PMA/TPA (200 nM) at 37 °C for 15 minutes after serum-starvation overnight. THP-1 cells were treated by LPS (1 μg/ml) at 37 °C for 8 hours. Secondary antibody: HRP Goat Anti-rabbit IgG (H+L) at 1:10000 dilution; lysates/proteins: 25 μg per lane. Blocking buffer: 3% nonfat dry milk in TBST. Detection: ECL Basic Kit. Exposure time: 40s.



Immunohistochemistry of paraffin-embedded human colon using TNFAIP3 rabbit polyclonal antibody (STJ25884) at dilution of 1:50 (40x lens).



Immunohistochemistry of paraffin-embedded human lung cancer using TNFAIP3 rabbit polyclonal antibody (STJ25884) at dilution of 1:50 (40x lens).



Immunohistochemistry of paraffin-embedded rat lung using TNFAIP3 rabbit polyclonal antibody (STJ25884) at dilution of 1:50 (40x lens).

This product is suitable for in-vitro studies under the RESEARCH USE ONLY [RUO] licence. This product must not be used as for diagnostic or other medical purposes.
St John's Laboratory Ltd, Knowledge Dock Business Centre, University Way, London, E16 2RD | Tel: 0208 223 3081