

Anti-OPTN antibody (1-577) (STJ24869)

STJ24869

GENERAL INFORMATION

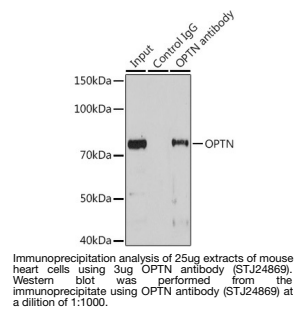
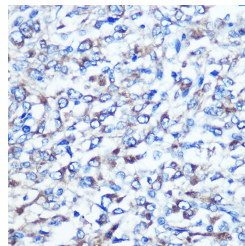

Product Type	Primary antibodies
Short Description	Rabbit polyclonal antibody anti-OPTN (1-577) is suitable for use in Western Blot, Immunohistochemistry and Immunoprecipitation.
Applications	WB, IHC, IP
Host/Source	Rabbit
Reactivity	Human, Mouse

PRODUCT PROPERTIES

Clonality	Polyclonal
Clone ID	
Concentration	
Conjugation	Unconjugated
Purification	Affinity purification
Dilution Range	WB 1:500-1:2000 IHC 1:50-1:200 IP 1:50-1:200
Formulation	PBS containing 0.02% Sodium Azide, 50% Glycerol, pH7.3.
Isotype	IgG
Storage Instruction	Store in a freezer at -20°C and avoid freeze-thaw cycles.

TARGET INFORMATION

Gene ID	10133
Gene Symbol	OPTN
Uniprot ID	OPTN_HUMAN
Immunogen	Recombinant fusion protein containing a sequence corresponding to amino acids 1-577 of human OPTN (NP_068815.2).
Immunogen Region	1-577
Specificity	
Immunogen Sequence	



This product is suitable for in-vitro studies under the RESEARCH USE ONLY [RUO] licence. This product must not be used as for diagnostic or other medical purposes.
St John's Laboratory Ltd, Knowledge Dock Business Centre, University Way, London, E16 2RD | Tel: 0208 223 3081