

## Anti-HDAC1 antibody (393-482) (STJ23928)

STJ23928

### GENERAL INFORMATION

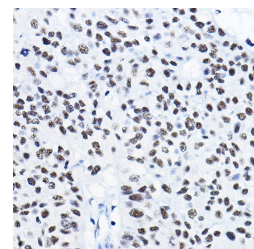
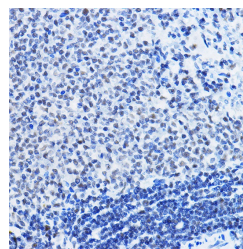
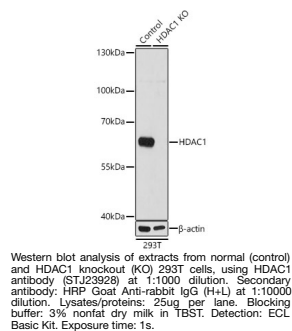
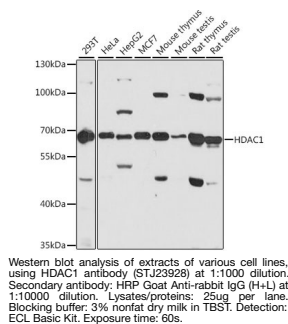
<b>Product Type</b>	Primary antibodies
<b>Short Description</b>	Rabbit polyclonal antibody anti-HDAC1 (393-482) is suitable for use in Western Blot, Immunohistochemistry, Immunofluorescence and Immunoprecipitation.
<b>Applications</b>	WB, IHC, IF, IP
<b>Host/Source</b>	Rabbit
<b>Reactivity</b>	Human, Mouse, Rat

### PRODUCT PROPERTIES

<b>Clonality</b>	Polyclonal
<b>Clone ID</b>	
<b>Concentration</b>	
<b>Conjugation</b>	Unconjugated
<b>Purification</b>	Affinity purification
<b>Dilution Range</b>	WB 1:500-1:2000 IHC 1:100-1:200 IF 1:50-1:100 IP 1:50-1:100
<b>Formulation</b>	PBS containing 0.02% Sodium Azide, 50% Glycerol, pH7.3.
<b>Isotype</b>	IgG
<b>Storage</b>	Store in a freezer at -20°C and avoid freeze-thaw cycles.
<b>Instruction</b>	

### TARGET INFORMATION

<b>Gene ID</b>	3065
<b>Gene Symbol</b>	HDAC1
<b>Uniprot ID</b>	HDAC1_HUMAN
<b>Immunogen</b>	Recombinant fusion protein containing a sequence corresponding to amino acids 393-482 of human HDAC1 (NP_004955.2).
<b>Immunogen Region</b>	393-482
<b>Specificity</b>	
<b>Immunogen Sequence</b>	



This product is suitable for in-vitro studies under the RESEARCH USE ONLY [RUO] licence. This product must not be used as for diagnostic or other medical purposes.

St John's Laboratory Ltd, Knowledge Dock Business Centre, University Way, London, E16 2RD | Tel: 0208 223 3081