

Anti-FAM3B antibody (30-235) (STJ23622)

STJ23622

GENERAL INFORMATION

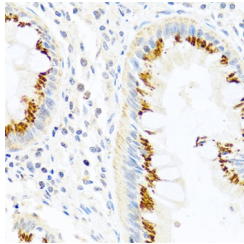
Product Type	Primary antibodies
Short Description	Rabbit polyclonal antibody anti-FAM3B (30-235) is suitable for use in Immunohistochemistry and Immunofluorescence.
Applications	IHC, IF
Host/Source	Rabbit
Reactivity	Human, Mouse, Rat

PRODUCT PROPERTIES

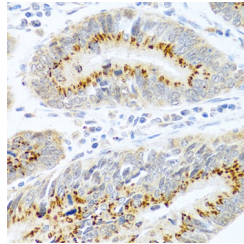
Clonality	Polyclonal
Clone ID	
Concentration	
Conjugation	Unconjugated
Purification	Affinity purification
Dilution Range	IHC 1:100-1:200 IF 1:100-1:200
Formulation	PBS containing 0.02% Sodium Azide, 50% Glycerol, pH7.3.
Isotype	IgG
Storage Instruction	Store in a freezer at -20°C and avoid freeze-thaw cycles.

TARGET INFORMATION

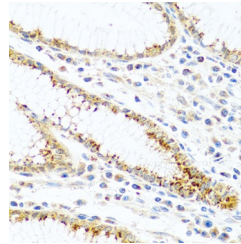
Gene ID	54097
Gene Symbol	FAM3B
Uniprot ID	FAM3B_HUMAN
Immunogen	Recombinant fusion protein containing a sequence corresponding to amino acids 30-235 of human FAM3B (NP_478066.3).
Immunogen Region	30-235
Specificity	
Immunogen Sequence	



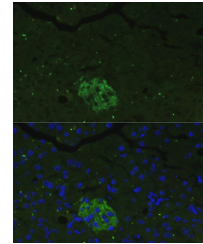
Immunohistochemistry of paraffin-embedded human colon using FAM3B antibody (STJ23622) at dilution of 1:100 (40x lens).



Immunohistochemistry of paraffin-embedded human colon carcinoma using FAM3B antibody (STJ23622) at dilution of 1:100 (40x lens).



Immunohistochemistry of paraffin-embedded human stomach using FAM3B antibody (STJ23622) at dilution of 1:100 (40x lens).



Immunofluorescence analysis of mouse pancreas cells using FAM3B antibody (STJ23622) at dilution of 1:100. Blue: DAPI for nuclear staining.

This product is suitable for in-vitro studies under the RESEARCH USE ONLY [RUO] licence. This product must not be used as for diagnostic or other medical purposes.
St John's Laboratory Ltd, Knowledge Dock Business Centre, University Way, London, E16 2RD | Tel: 0208 223 3081