

Anti-CD99 antibody (23-185) (STJ23019)

STJ23019

GENERAL INFORMATION

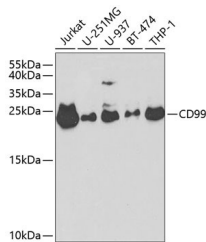
Product Type	Primary antibodies
Short Description	Rabbit polyclonal antibody anti-CD99 (23-185) is suitable for use in Western Blot, Immunohistochemistry and Immunofluorescence.
Applications	WB, IHC, IF
Host/Source	Rabbit
Reactivity	Human

PRODUCT PROPERTIES

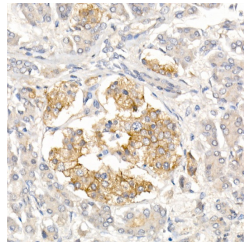
Clonality	Polyclonal
Clone ID	
Concentration	
Conjugation	Unconjugated
Purification	Affinity purification
Dilution Range	WB 1:500-1:2000 IHC 1:50-1:200 IF 1:50-1:200
Formulation	PBS containing 0.02% Sodium Azide, 50% Glycerol, pH7.3.
Isotype	IgG
Storage Instruction	Store in a freezer at -20°C and avoid freeze-thaw cycles.

TARGET INFORMATION

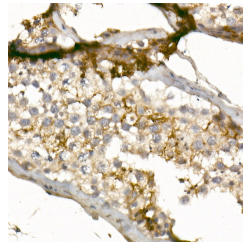
Gene ID	4267
Gene Symbol	CD99
Uniprot ID	CD99_HUMAN
Immunogen	Recombinant fusion protein containing a sequence corresponding to amino acids 23-185 of human CD99 (NP_002405.1).
Immunogen Region	23-185
Specificity	
Immunogen Sequence	



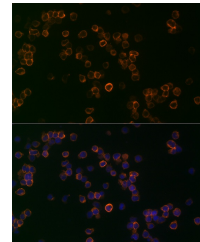
Western blot analysis of extracts of various cell lines, using CD99 antibody (STJ23019) at 1:1000 dilution. Secondary antibody: HRP Goat Anti-rabbit IgG (H+L) at 1:10000 dilution. Lysates/proteins: 25µg per lane. Blocking buffer: 3% nonfat dry milk in TBST.



Immunohistochemistry of paraffin-embedded Human islet using CD99 rabbit polyclonal antibody (STJ23019) at dilution of 1:50 (40x lens). Perform high pressure antigen retrieval with 10 mM citrate buffer pH 6.0 before commencing with immunohistochemistry staining protocol.



Immunohistochemistry of paraffin-embedded human testis using CD99 rabbit polyclonal antibody (STJ23019) at dilution of 1:50 (40x lens). Perform high pressure antigen retrieval with 10 mM citrate buffer pH 6.0 before commencing with immunohistochemistry staining protocol.



Immunofluorescence analysis of Jurkat cells using CD99 rabbit polyclonal antibody (STJ23019) at dilution of 1:25 (40x lens). Blue: DAPI for nuclear staining.

This product is suitable for in-vitro studies under the RESEARCH USE ONLY [RUO] licence. This product must not be used as for diagnostic or other medical purposes.
 St John's Laboratory Ltd, Knowledge Dock Business Centre, University Way, London, E16 2RD | Tel: 0208 223 3081