

Anti-CD44 antibody (35-300) (STJ23002)

STJ23002

GENERAL INFORMATION

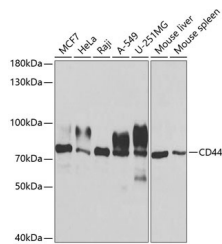
Product Type	Primary antibodies
Short Description	Rabbit polyclonal antibody anti-CD44 (35-300) is suitable for use in Western Blot and Immunohistochemistry.
Applications	WB, IHC
Host/Source	Rabbit
Reactivity	Human, Mouse

PRODUCT PROPERTIES

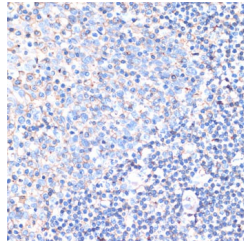
Clonality	Polyclonal
Clone ID	
Concentration	
Conjugation	Unconjugated
Purification	Affinity purification
Dilution Range	WB 1:500-1:2000 IHC 1:50-1:200
Formulation	PBS containing 0.02% Sodium Azide, 50% Glycerol, pH7.3.
Isotype	IgG
Storage Instruction	Store in a freezer at -20°C and avoid freeze-thaw cycles.

TARGET INFORMATION

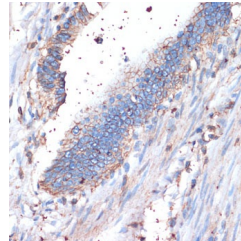
Gene ID	960
Gene Symbol	CD44
Uniprot ID	CD44_HUMAN
Immunogen	Recombinant fusion protein containing a sequence corresponding to amino acids 35-300 of human CD44 (NP_001001389.1).
Immunogen Region	35-300
Specificity	
Immunogen Sequence	



Western blot analysis of extracts of various cell lines, using CD44 antibody (STJ23002) at 1:1000 dilution. Secondary antibody: HRP Goat Anti-rabbit IgG (H+L) at 1:10000 dilution. Lysates/proteins: 25µg per lane. Blocking buffer: 3% nonfat dry milk in TBST.



Immunohistochemistry of paraffin-embedded human tonsil using CD44 antibody (STJ23002) at dilution of 1:200 (40x lens).



Immunohistochemistry of paraffin-embedded human colon carcinoma using CD44 antibody (STJ23002) at dilution of 1:200 (40x lens).

This product is suitable for in-vitro studies under the RESEARCH USE ONLY [RUO] licence. This product must not be used as for diagnostic or other medical purposes.
St John's Laboratory Ltd, Knowledge Dock Business Centre, University Way, London, E16 2RD | Tel: 0208 223 3081