

## Anti-AKR1C3 antibody (1-323) (STJ22568)

STJ22568

### GENERAL INFORMATION

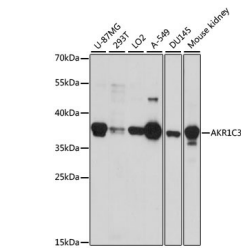
<b>Product Type</b>	Primary antibodies
<b>Short Description</b>	Rabbit polyclonal antibody anti-AKR1C3 (1-323) is suitable for use in Western Blot, Immunofluorescence and Immunoprecipitation.
<b>Applications</b>	WB, IF, IP
<b>Host/Source</b>	Rabbit
<b>Reactivity</b>	Human, Mouse

### PRODUCT PROPERTIES

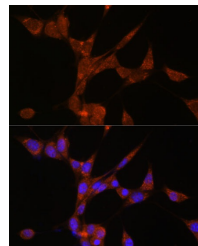
<b>Clonality</b>	Polyclonal
<b>Clone ID</b>	
<b>Concentration</b>	
<b>Conjugation</b>	Unconjugated
<b>Purification</b>	Affinity purification
<b>Dilution Range</b>	WB 1:500-1:2000 IF 1:50-1:200 IP 1:50-1:100
<b>Formulation</b>	PBS containing 0.02% Sodium Azide, 50% Glycerol, pH7.3.
<b>Isotype</b>	IgG
<b>Storage Instruction</b>	Store in a freezer at -20°C and avoid freeze-thaw cycles.

### TARGET INFORMATION

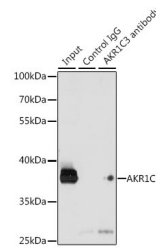
<b>Gene ID</b>	8644
<b>Gene Symbol</b>	AKR1C3
<b>Uniprot ID</b>	AK1C3_HUMAN
<b>Immunogen</b>	Recombinant fusion protein containing a sequence corresponding to amino acids 1-323 of human AKR1C3 (NP_003730.4).
<b>Immunogen Region</b>	1-323
<b>Specificity</b>	
<b>Immunogen Sequence</b>	



Western blot analysis of extracts of various cell lines, using AKR1C3 antibody (STJ22568) at 1:1000 dilution. Secondary antibody: HRP Goat Anti-rabbit IgG (H+L) at 1:10000 dilution, lysates/proteins: 25ug per lane. Blocking buffer: 3% nonfat dry milk in TBST. Detection: ECL Basic Kit. Exposure time: 20s.



Immunofluorescence analysis of NIH/3T3 cells using AKR1C3 antibody (STJ22568) at dilution of 1:100. Blue: DAPI for nuclear staining.



Immunoprecipitation analysis of 200ug extracts of K-562 cells, using 3 ug AKR1C3 antibody (STJ22568). Western blot was performed from the immunoprecipitate using AKR1C3 antibody (STJ22568) at a dilution of 1:1000.

This product is suitable for in-vitro studies under the RESEARCH USE ONLY [RUO] licence. This product must not be used as for diagnostic or other medical purposes.  
St John's Laboratory Ltd, Knowledge Dock Business Centre, University Way, London, E16 2RD | Tel: 0208 223 3081