

Anti-Phospho-FOXO4-S197 antibody (STJ22147)

STJ22147

GENERAL INFORMATION

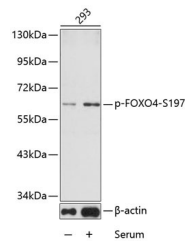
Product Type	Primary antibodies
Short Description	Rabbit polyclonal antibody anti-Phospho-FOXO4-S197 is suitable for use in Western Blot, Immunohistochemistry and Immunofluorescence.
Applications	WB, IHC, IF
Host/Source	Rabbit
Reactivity	Human, Mouse, Rat

PRODUCT PROPERTIES

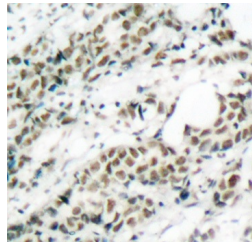
Clonality	Polyclonal
Clone ID	
Concentration	
Conjugation	Unconjugated
Purification	Affinity purification
Dilution Range	WB 1:500-1:2000 IHC 1:50-1:100 IF 1:100-1:200
Formulation	PBS containing 0.02% Sodium Azide, 50% Glycerol, pH7.3.
Isotype	IgG
Storage Instruction	Store in a freezer at -20°C and avoid freeze-thaw cycles.

TARGET INFORMATION

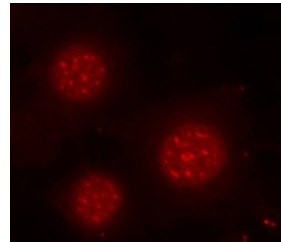
Gene ID	4303
Gene Symbol	FOXO4
Uniprot ID	FOXO4_HUMAN
Immunogen	A phospho specific peptide corresponding to residues surrounding S197 of human FOXO4
Immunogen Region	
Specificity	
Immunogen Sequence	



Western blot analysis of extracts from 293 cells using phospho-FOXO4-S197 antibody (STJ22147). Secondary antibody: HRP Goat Anti-rabbit IgG (H+L) at 1:10000 dilution. Lysates/proteins: 25ug per lane. Blocking buffer: 3% BSA.



Immunohistochemistry of paraffin-embedded human breast carcinoma tissue, using Phospho-FOXO4-S197 antibody (STJ22147).



Immunofluorescence analysis of methanol-fixed MCF-7 cells using Phospho-FOXO4-S197 antibody (STJ22147).

This product is suitable for in-vitro studies under the RESEARCH USE ONLY [RUO] licence. This product must not be used as for diagnostic or other medical purposes.
St John's Laboratory Ltd, Knowledge Dock Business Centre, University Way, London, E16 2RD | Tel: 0208 223 3081