

Anti-UBE2O antibody (1073-1292) (STJ119344)

STJ119344

GENERAL INFORMATION

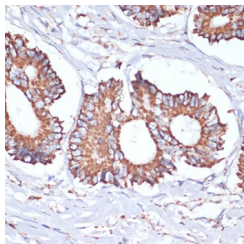
Product Type	Primary antibodies
Short Description	Rabbit polyclonal antibody anti-UBE2O (1073-1292) is suitable for use in Immunohistochemistry.
Applications	IHC
Host/Source	Rabbit
Reactivity	Human

PRODUCT PROPERTIES

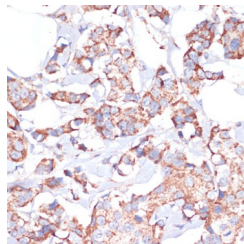
Clonality	Polyclonal
Clone ID	
Concentration	
Conjugation	Unconjugated
Purification	Affinity purification
Dilution Range	IHC 1:50-1:200
Formulation	PBS containing 0.02% Sodium Azide, 50% Glycerol, pH7.3.
Isotype	IgG
Storage Instruction	Store in a freezer at -20°C and avoid freeze-thaw cycles.

TARGET INFORMATION

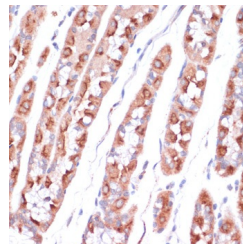
Gene ID	63893
Gene Symbol	UBE2O
Uniprot ID	UBE2O_HUMAN
Immunogen	Recombinant fusion protein containing a sequence corresponding to amino acids 1073-1292 of human UBE2O (NP_071349.3).
Immunogen Region	1073-1292
Specificity	
Immunogen Sequence	



Immunohistochemistry of paraffin-embedded human colon carcinoma using UBE2O antibody (STJ119344) at dilution of 1:100 (40x lens).



Immunohistochemistry of paraffin-embedded human breast cancer using UBE2O antibody (STJ119344) at dilution of 1:100 (40x lens).



Immunohistochemistry of paraffin-embedded human stomach using UBE2O antibody (STJ119344) at dilution of 1:100 (40x lens).

This product is suitable for in-vitro studies under the RESEARCH USE ONLY [RUO] licence. This product must not be used as for diagnostic or other medical purposes.
St John's Laboratory Ltd, Knowledge Dock Business Centre, University Way, London, E16 2RD | Tel: 0208 223 3081