

Anti-ASGR1 antibody (STJ119172)

STJ119172

GENERAL INFORMATION

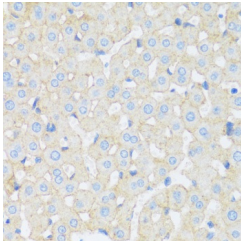
Product Type	Primary antibodies
Short Description	Rabbit polyclonal antibody anti-ASGR1 is suitable for use in Immunohistochemistry.
Applications	IHC
Host/Source	Rabbit
Reactivity	Human, Mouse, Rat

PRODUCT PROPERTIES

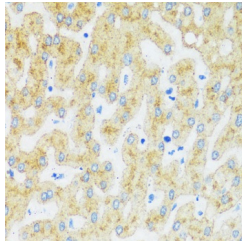
Clonality	Polyclonal
Clone ID	
Concentration	
Conjugation	Unconjugated
Purification	Affinity purification
Dilution Range	IHC 1:50-1:200
Formulation	PBS containing 0.02% Sodium Azide, 50% Glycerol, pH7.3.
Isotype	IgG
Storage Instruction	Store in a freezer at -20°C and avoid freeze-thaw cycles.

TARGET INFORMATION

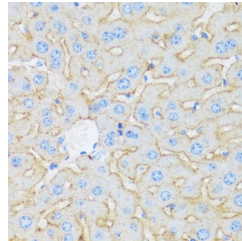
Gene ID	432
Gene Symbol	ASGR1
Uniprot ID	ASGR1_HUMAN
Immunogen	Recombinant protein of human ASGR1.
Immunogen Region	
Specificity	
Immunogen Sequence	



Immunohistochemistry of paraffin-embedded rat liver using ASGR1 antibody (STJ119172) at dilution of 1:100 (40x lens).



Immunohistochemistry of paraffin-embedded human liver using ASGR1 antibody (STJ119172) at dilution of 1:100 (40x lens).



Immunohistochemistry of paraffin-embedded mouse liver using ASGR1 antibody (STJ119172) at dilution of 1:100 (40x lens).

This product is suitable for in-vitro studies under the RESEARCH USE ONLY [RUO] licence. This product must not be used as for diagnostic or other medical purposes.
St John's Laboratory Ltd, Knowledge Dock Business Centre, University Way, London, E16 2RD | Tel: 0208 223 3081