

Anti-PRKAA1 antibody (STJ119075)

STJ119075

GENERAL INFORMATION

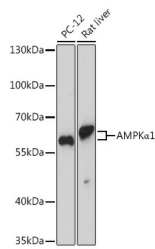
| | |
|--------------------------|--|
| Product Type | Primary antibodies |
| Short Description | Rabbit polyclonal antibody anti-AMPK Alpha 1 is suitable for use in Western Blot and Immunohistochemistry. |
| Applications | WB, IHC |
| Host/Source | Rabbit |
| Reactivity | Human, Mouse, Rat |

PRODUCT PROPERTIES

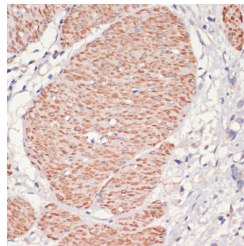
| | |
|----------------------------|---|
| Clonality | Polyclonal |
| Clone ID | |
| Concentration | |
| Conjugation | Unconjugated |
| Purification | Affinity purification |
| Dilution Range | WB 1:500-1:2000 IHC 1:50-1:200 |
| Formulation | PBS containing 0.02% Sodium Azide, 50% Glycerol, pH7.3. |
| Isotype | IgG |
| Storage Instruction | Store in a freezer at -20°C and avoid freeze-thaw cycles. |

TARGET INFORMATION

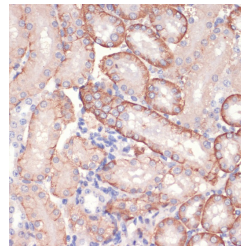
| | |
|---------------------------|-------------------------------------|
| Gene ID | 5562 |
| Gene Symbol | PRKAA1 |
| Uniprot ID | AAPK1_HUMAN |
| Immunogen | Recombinant protein of human PRKAA1 |
| Immunogen Region | |
| Specificity | |
| Immunogen Sequence | |



Western blot analysis of extracts of various cell lines, using AMPK Alpha 1 antibody (STJ119075) at 1:1000 dilution. Secondary antibody: HRP Goat Anti-rabbit IgG (H+L) at 1:10000 dilution. Lysates/proteins: 25ug per lane. Blocking buffer: 3% nonfat dry milk in TBST. Detection: ECL Basic Kit. Exposure time: 180s.



Immunohistochemistry of paraffin-embedded human smooth muscle using AMPK alpha 1 antibody (STJ119075) at dilution of 1:200 (40x lens).



Immunohistochemistry of paraffin-embedded mouse kidney using AMPK alpha 1 antibody (STJ119075) at dilution of 1:200 (40x lens).

This product is suitable for in-vitro studies under the RESEARCH USE ONLY [RUO] licence. This product must not be used as for diagnostic or other medical purposes.
St John's Laboratory Ltd, Knowledge Dock Business Centre, University Way, London, E16 2RD | Tel: 0208 223 3081