

Anti-PI4KB antibody (560-801) (STJ118844)

STJ118844

GENERAL INFORMATION

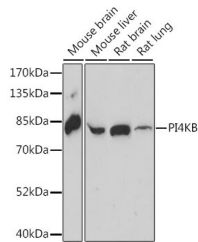
Product Type	Primary antibodies
Short Description	Rabbit polyclonal antibody anti-PI4KB (560-801) is suitable for use in Western Blot and Immunofluorescence.
Applications	WB, IF
Host/Source	Rabbit
Reactivity	Mouse, Rat

PRODUCT PROPERTIES

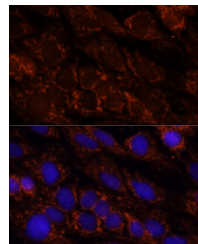
Clonality	Polyclonal
Clone ID	
Concentration	
Conjugation	Unconjugated
Purification	Affinity purification
Dilution Range	WB 1:500-1:2000 IF 1:50-1:200
Formulation	PBS containing 0.02% Sodium Azide, 50% Glycerol, pH7.3.
Isotype	IgG
Storage Instruction	Store in a freezer at -20°C and avoid freeze-thaw cycles.

TARGET INFORMATION

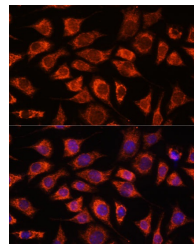
Gene ID	5298
Gene Symbol	PI4KB
Uniprot ID	PI4KB_HUMAN
Immunogen	Recombinant fusion protein containing a sequence corresponding to amino acids 560-801 of human PI4KB (NP_001185702).
Immunogen Region	560-801
Specificity	
Immunogen Sequence	



Western blot analysis of extracts of various cell lines, using PI4KB antibody (STJ118844) at 1:1000 dilution. Secondary antibody: HRP Goat Anti-rabbit IgG (H+L) at 1:10000 dilution. Lysates/proteins: 25ug per lane. Blocking buffer: 3% nonfat dry milk in TBST. Detection: ECL Basic Kit. Exposure time: 30s.



Immunofluorescence analysis of C6 cells using PI4KB antibody (STJ118844) at dilution of 1:100. Blue: DAPI for nuclear staining.



Immunofluorescence analysis of L929 cells using PI4KB antibody (STJ118844) at dilution of 1:100. Blue: DAPI for nuclear staining.

This product is suitable for in-vitro studies under the RESEARCH USE ONLY [RUO] licence. This product must not be used as for diagnostic or other medical purposes.
St John's Laboratory Ltd, Knowledge Dock Business Centre, University Way, London, E16 2RD | Tel: 0208 223 3081