

## Anti-SALL4 antibody (853-1053) (STJ118633)

STJ118633

### GENERAL INFORMATION

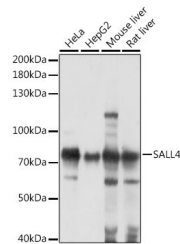
<b>Product Type</b>	Primary antibodies
<b>Short Description</b>	Rabbit polyclonal antibody anti-SALL4 (853-1053) is suitable for use in Western Blot, Immunohistochemistry and Immunofluorescence.
<b>Applications</b>	WB, IHC, IF
<b>Host/Source</b>	Rabbit
<b>Reactivity</b>	Human, Mouse, Rat

### PRODUCT PROPERTIES

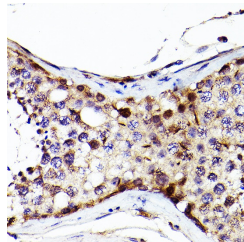
<b>Clonality</b>	Polyclonal
<b>Clone ID</b>	
<b>Concentration</b>	
<b>Conjugation</b>	Unconjugated
<b>Purification</b>	Affinity purification
<b>Dilution Range</b>	WB 1:500-1:2000 IHC 1:50-1:200 IF 1:50-1:200
<b>Formulation</b>	PBS containing 0.02% Sodium Azide, 50% Glycerol, pH7.3.
<b>Isotype</b>	IgG
<b>Storage Instruction</b>	Store in a freezer at -20°C and avoid freeze-thaw cycles.

### TARGET INFORMATION

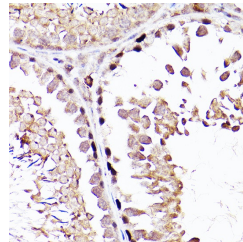
<b>Gene ID</b>	57167
<b>Gene Symbol</b>	SALL4
<b>Uniprot ID</b>	SALL4_HUMAN
<b>Immunogen</b>	Recombinant fusion protein containing a sequence corresponding to amino acids 853-1053 of human SALL4 (NP_065169.1).
<b>Immunogen Region</b>	853-1053
<b>Specificity</b>	
<b>Immunogen Sequence</b>	



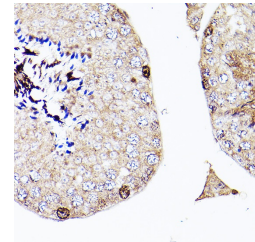
Western blot analysis of extracts of various cell lines, using SALL4 antibody (STJ118633) at 1:1000 dilution. Secondary antibody: HRP Goat Anti-rabbit IgG (H+L) at 1:10000 dilution. Lysates/proteins: 25µg per lane. Blocking buffer: 3% nonfat dry milk in TBST. Detection: ECL Basic Kit. Exposure time: 30s.



Immunohistochemistry of paraffin-embedded Human testis using SALL4 antibody (STJ118633) at dilution of 1:200 (40x lens). Perform high pressure antigen retrieval with 10 mM citrate buffer pH 6, 0 before commencing with immunohistochemistry staining protocol.



Immunohistochemistry of paraffin-embedded Rat testis using SALL4 antibody (STJ118633) at dilution of 1:200 (40x lens). Perform high pressure antigen retrieval with 10 mM citrate buffer pH 6, 0 before commencing with immunohistochemistry staining protocol.



Immunohistochemistry of paraffin-embedded mouse testis using SALL4 antibody (STJ118633) at dilution of 1:200 (40x lens). Perform high pressure antigen retrieval with 10 mM citrate buffer pH 6, 0 before commencing with immunohistochemistry staining protocol.

This product is suitable for in-vitro studies under the RESEARCH USE ONLY [RUO] licence. This product must not be used as for diagnostic or other medical purposes.  
St John's Laboratory Ltd, Knowledge Dock Business Centre, University Way, London, E16 2RD | Tel: 0208 223 3081