

## Anti-USP33 antibody (290-400) (STJ118627)

STJ118627

### GENERAL INFORMATION

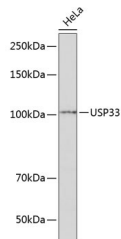
<b>Product Type</b>	Primary antibodies
<b>Short Description</b>	Rabbit polyclonal antibody anti-USP33 (290-400) is suitable for use in Western Blot, Immunohistochemistry and Immunofluorescence.
<b>Applications</b>	WB, IHC, IF
<b>Host/Source</b>	Rabbit
<b>Reactivity</b>	Human, Mouse, Rat

### PRODUCT PROPERTIES

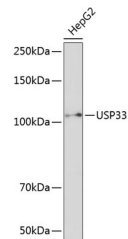
<b>Clonality</b>	Polyclonal
<b>Clone ID</b>	
<b>Concentration</b>	
<b>Conjugation</b>	Unconjugated
<b>Purification</b>	Affinity purification
<b>Dilution Range</b>	WB 1:500-1:2000 IHC 1:50-1:200 IF 1:50-1:100
<b>Formulation</b>	PBS containing 0.02% Sodium Azide, 50% Glycerol, pH7.3.
<b>Isotype</b>	IgG
<b>Storage Instruction</b>	Store in a freezer at -20°C and avoid freeze-thaw cycles.

### TARGET INFORMATION

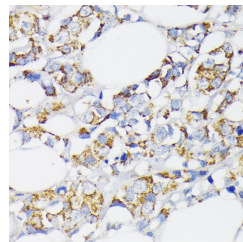
<b>Gene ID</b>	<a href="#">23032</a>
<b>Gene Symbol</b>	<a href="#">USP33</a>
<b>Uniprot ID</b>	<a href="#">UBP33_HUMAN</a>
<b>Immunogen</b>	Recombinant fusion protein containing a sequence corresponding to amino acids 290-400 of human USP33 (NP_963920.1).
<b>Immunogen Region</b>	290-400
<b>Specificity</b>	
<b>Immunogen Sequence</b>	



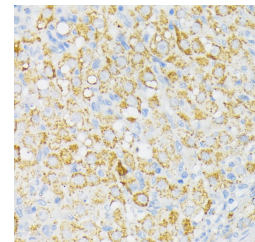
Western blot analysis of extracts of HeLa cells, using USP33 Polyclonal Antibody (STJ118627) at 1:1000 dilution. Secondary antibody: HRP Goat Anti-rabbit IgG (H+L) at 1:10000 dilution. Lysates/proteins: 25ug per lane. Blocking buffer: 3% nonfat dry milk in TBST. Detection: ECL Basic Kit. Exposure time: 1min.



Western blot analysis of extracts of HepG2 cells, using USP33 Polyclonal Antibody (STJ118627) at 1:1000 dilution. Secondary antibody: HRP Goat Anti-rabbit IgG (H+L) at 1:10000 dilution. Lysates/proteins: 25ug per lane. Blocking buffer: 3% nonfat dry milk in TBST. Detection: ECL Basic Kit. Exposure time: 3min.



Immunohistochemistry of paraffin-embedded human breast cancer using USP33 antibody (STJ118627) at dilution of 1:100 (40x lens).



Immunohistochemistry of paraffin-embedded rat ovary using USP33 antibody (STJ118627) at dilution of 1:100 (40x lens).

This product is suitable for in-vitro studies under the RESEARCH USE ONLY [RUO] licence. This product must not be used as for diagnostic or other medical purposes.  
St John's Laboratory Ltd, Knowledge Dock Business Centre, University Way, London, E16 2RD | Tel: 0208 223 3081