

Anti-RBFOX3 antibody (1-220) (STJ118404)

STJ118404

GENERAL INFORMATION

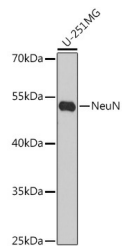
Product Type	Primary antibodies
Short Description	Rabbit polyclonal antibody anti-RBFOX3 (1-220) is suitable for use in Western Blot, Immunohistochemistry and Immunofluorescence.
Applications	WB, IHC, IF
Host/Source	Rabbit
Reactivity	Human, Mouse, Rat

PRODUCT PROPERTIES

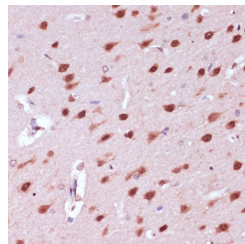
Clonality	Polyclonal
Clone ID	
Concentration	
Conjugation	Unconjugated
Purification	Affinity purification
Dilution Range	WB 1:500-1:2000 IHC 1:50-1:100 IF 1:50-1:100
Formulation	PBS containing 0.02% Sodium Azide, 50% Glycerol, pH7.3.
Isotype	IgG
Storage Instruction	Store in a freezer at -20°C and avoid freeze-thaw cycles.

TARGET INFORMATION

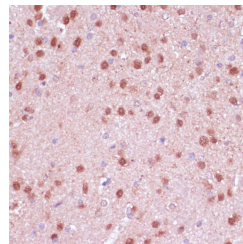
Gene ID	146713
Gene Symbol	RBFOX3
Uniprot ID	RFOX3_HUMAN
Immunogen	Recombinant fusion protein containing a sequence corresponding to amino acids 1-220 of human NeuN (NP_001076045.1).
Immunogen Region	1-220
Specificity	
Immunogen Sequence	



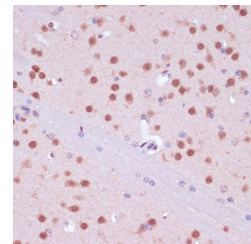
Western blot analysis of extracts of U-251MG cells, using NeuN antibody (STJ118404) at 1:1000 dilution. Secondary antibody: HRP Goat Anti-rabbit IgG (H+L) at 1:10000 dilution. Lysates/proteins: 25µg per lane. Blocking buffer: 3% nonfat dry milk in TBST. Detection: ECL Basic Kit. Exposure time: 90s.



Immunohistochemistry of paraffin-embedded rat brain using NeuN antibody (STJ118404) at dilution of 1:100 (40x lens). Perform microwave antigen retrieval with 10 mM PBS buffer pH 7.2 before commencing with immunohistochemistry staining protocol.



Immunohistochemistry of paraffin-embedded mouse spinal cord using NeuN antibody (STJ118404) at dilution of 1:100 (40x lens). Perform microwave antigen retrieval with 10 mM PBS buffer pH 7.2 before commencing with immunohistochemistry staining protocol.



Immunohistochemistry of paraffin-embedded mouse brain using NeuN antibody (STJ118404) at dilution of 1:100 (40x lens). Perform microwave antigen retrieval with 10 mM PBS buffer pH 7.2 before commencing with immunohistochemistry staining protocol.

This product is suitable for in-vitro studies under the RESEARCH USE ONLY [RUO] licence. This product must not be used as for diagnostic or other medical purposes.
St John's Laboratory Ltd, Knowledge Dock Business Centre, University Way, London, E16 2RD | Tel: 0208 223 3081