

Anti-ACTR1B antibody (1-105) (STJ118218)

STJ118218

GENERAL INFORMATION

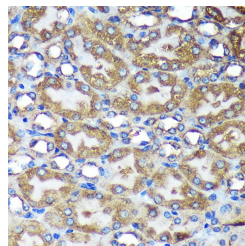
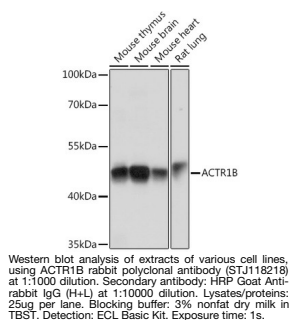
Product Type	Primary antibodies
Short Description	Rabbit polyclonal antibody anti-ACTR1B (1-105) is suitable for use in Western Blot and Immunohistochemistry.
Applications	WB, IHC
Host/Source	Rabbit
Reactivity	Human, Mouse, Rat

PRODUCT PROPERTIES

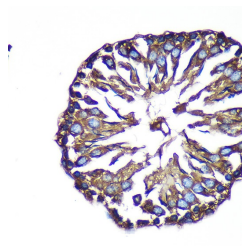
Clonality	Polyclonal
Clone ID	
Concentration	
Conjugation	Unconjugated
Purification	Affinity purification
Dilution Range	WB 1:500-1:2000 IHC 1:50-1:200
Formulation	PBS containing 0.02% Sodium Azide, 50% Glycerol, pH7.3.
Isotype	IgG
Storage Instruction	Store in a freezer at -20°C and avoid freeze-thaw cycles.

TARGET INFORMATION

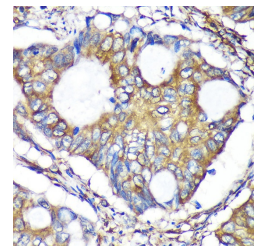
Gene ID	10120
Gene Symbol	ACTR1B
Uniprot ID	ACTY_HUMAN
Immunogen	Recombinant fusion protein containing a sequence corresponding to amino acids 1-105 of human ACTR1B (NP_005726.1).
Immunogen Region	1-105
Specificity	
Immunogen Sequence	



Immunohistochemistry of paraffin-embedded mouse kidney using ACTR1B rabbit polyclonal antibody (STJ118218) at dilution of 1:100 (40x lens).



Immunohistochemistry of paraffin-embedded Rat testis using ACTR1B rabbit polyclonal antibody (STJ118218) at dilution of 1:100 (40x lens).



Immunohistochemistry of paraffin-embedded Human colon carcinoma using ACTR1B rabbit polyclonal antibody (STJ118218) at dilution of 1:100 (40x lens).

This product is suitable for in-vitro studies under the RESEARCH USE ONLY [RUO] licence. This product must not be used as for diagnostic or other medical purposes.
St John's Laboratory Ltd, Knowledge Dock Business Centre, University Way, London, E16 2RD | Tel: 0208 223 3081