

Anti-FOXA1 antibody (263-472) (STJ117473)

STJ117473

GENERAL INFORMATION

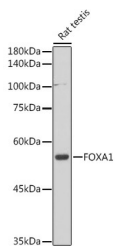
Product Type	Primary antibodies
Short Description	Rabbit polyclonal antibody anti-FOXA1 (263-472) is suitable for use in Western Blot and Immunohistochemistry.
Applications	WB, IHC
Host/Source	Rabbit
Reactivity	Human, Mouse, Rat

PRODUCT PROPERTIES

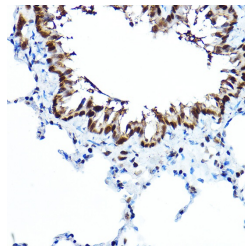
Clonality	Polyclonal
Clone ID	
Concentration	
Conjugation	Unconjugated
Purification	Affinity purification
Dilution Range	WB 1:200-1:2000 IHC 1:50-1:200
Formulation	PBS containing 0.02% Sodium Azide, 50% Glycerol, pH7.3.
Isotype	IgG
Storage Instruction	Store in a freezer at -20°C and avoid freeze-thaw cycles.

TARGET INFORMATION

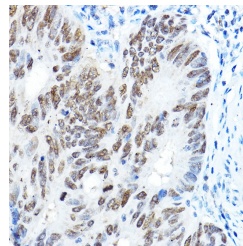
Gene ID	3169
Gene Symbol	FOXA1
Uniprot ID	FOXA1_HUMAN
Immunogen	Recombinant fusion protein containing a sequence corresponding to amino acids 263-472 of human FOXA1 (NP_004487.2).
Immunogen Region	263-472
Specificity	
Immunogen Sequence	



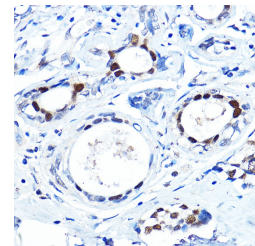
Western blot analysis of extracts of Rat testis, using FOXA1 antibody (STJ117473) at 1:1000 dilution. Secondary antibody: HRP Goat Anti-rabbit IgG (H+L) at 1:10000 dilution. Lysates/proteins: 25µg per lane. Blocking buffer: 3% nonfat dry milk in TBST. Detection: ECL Basic Kit. Exposure time: 30s.



Immunohistochemistry of paraffin-embedded rat lung using FOXA1 rabbit polyclonal antibody (STJ117473) at dilution of 1:100 (40x lens).



Immunohistochemistry of paraffin-embedded human colon carcinoma using FOXA1 rabbit polyclonal antibody (STJ117473) at dilution of 1:100 (40x lens).



Immunohistochemistry of paraffin-embedded human breast cancer using FOXA1 rabbit polyclonal antibody (STJ117473) at dilution of 1:100 (40x lens).

This product is suitable for in-vitro studies under the RESEARCH USE ONLY [RUO] licence. This product must not be used as for diagnostic or other medical purposes.
St John's Laboratory Ltd, Knowledge Dock Business Centre, University Way, London, E16 2RD | Tel: 0208 223 3081