

Anti-DDX21 antibody (1-180) (STJ117020)

STJ117020

GENERAL INFORMATION

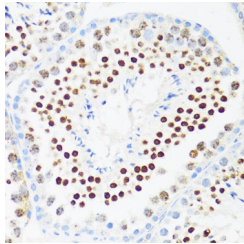
Product Type	Primary antibodies
Short Description	Rabbit polyclonal antibody anti-DDX21 (1-180) is suitable for use in Immunohistochemistry and Immunofluorescence.
Applications	IHC, IF
Host/Source	Rabbit
Reactivity	Human, Mouse

PRODUCT PROPERTIES

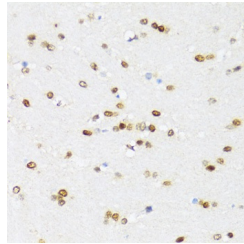
Clonality	Polyclonal
Clone ID	
Concentration	
Conjugation	Unconjugated
Purification	Affinity purification
Dilution Range	IHC 1:50-1:200 IF 1:50-1:200
Formulation	PBS containing 0.02% Sodium Azide, 50% Glycerol, pH7.3.
Isotype	IgG
Storage Instruction	Store in a freezer at -20°C and avoid freeze-thaw cycles.

TARGET INFORMATION

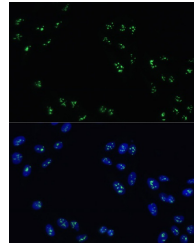
Gene ID	9188
Gene Symbol	DDX21
Uniprot ID	DDX21_HUMAN
Immunogen	Recombinant fusion protein containing a sequence corresponding to amino acids 1-180 of human DDX21 (NP_004719.2).
Immunogen Region	1-180
Specificity	
Immunogen Sequence	



Immunohistochemistry of paraffin-embedded mouse testis using DDX21 antibody (STJ117020) at dilution of 1:100 (40x lens).



Immunohistochemistry of paraffin-embedded mouse brain using DDX21 antibody (STJ117020) at dilution of 1:100 (40x lens).



Immunofluorescence analysis of U-2 OS cells using DDX21 antibody (STJ117020) at dilution of 1:100. Blue: DAPI for nuclear staining.

This product is suitable for in-vitro studies under the RESEARCH USE ONLY [RUO] licence. This product must not be used as for diagnostic or other medical purposes.
St John's Laboratory Ltd, Knowledge Dock Business Centre, University Way, London, E16 2RD | Tel: 0208 223 3081