

Anti-HIGD1A antibody (1-93) (STJ116792)

STJ116792

GENERAL INFORMATION

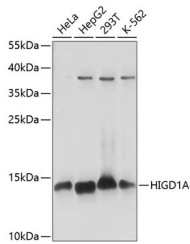
| | |
|--------------------------|---|
| Product Type | Primary antibodies |
| Short Description | Rabbit polyclonal antibody anti-HIGD1A (1-93) is suitable for use in Western Blot, Immunohistochemistry and Immunofluorescence. |
| Applications | WB, IHC, IF |
| Host/Source | Rabbit |
| Reactivity | Human |

PRODUCT PROPERTIES

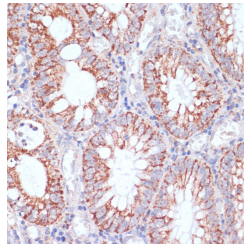
| | |
|----------------------------|---|
| Clonality | Polyclonal |
| Clone ID | |
| Concentration | |
| Conjugation | Unconjugated |
| Purification | Affinity purification |
| Dilution Range | WB 1:500-1:2000 IHC 1:50-1:100 IF 1:50-1:100 |
| Formulation | PBS containing 0.02% Sodium Azide, 50% Glycerol, pH7.3. |
| Isotype | IgG |
| Storage Instruction | Store in a freezer at -20°C and avoid freeze-thaw cycles. |

TARGET INFORMATION

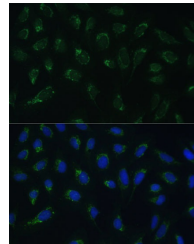
| | |
|---------------------------|--|
| Gene ID | 25994 |
| Gene Symbol | HIGD1A |
| Uniprot ID | HIG1A_HUMAN |
| Immunogen | A synthetic peptide corresponding to a sequence within amino acids 1-93 of human HIGD1A (NP_054775.2). |
| Immunogen Region | 1-93 |
| Specificity | |
| Immunogen Sequence | |



Western blot analysis of extracts of various cell lines, using HIGD1A antibody (STJ116792) at 1:1000 dilution. Secondary antibody: HRP Goat Anti-rabbit IgG (H+L) at 1:10000 dilution. Lysates/proteins: 25µg per lane. Blocking buffer: 3% nonfat dry milk in TBST. Detection: ECL Basic Kit. Exposure time: 1s.



Immunohistochemistry of paraffin-embedded human colon carcinoma using HIGD1A antibody (STJ116792) at dilution of 1:100 (40x lens).



Immunofluorescence analysis of U-2 OS cells using HIGD1A Polyclonal Antibody (STJ116792) at dilution of 1:100 (40x lens). Blue: DAPI for nuclear staining.

This product is suitable for in-vitro studies under the RESEARCH USE ONLY [RUO] licence. This product must not be used as for diagnostic or other medical purposes.
St John's Laboratory Ltd, Knowledge Dock Business Centre, University Way, London, E16 2RD | Tel: 0208 223 3081