

Anti-PPP4C antibody (1-307) (STJ115492)

STJ115492

GENERAL INFORMATION

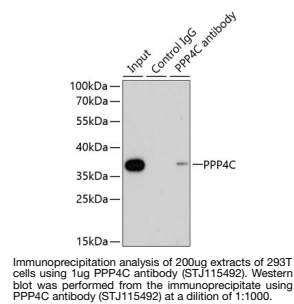
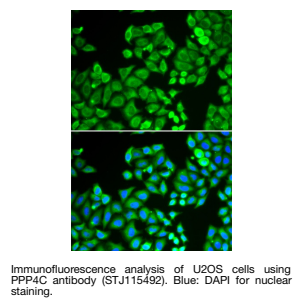
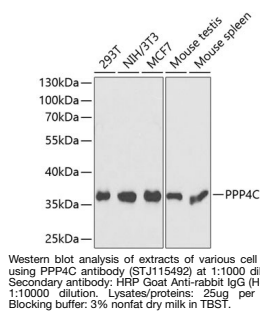
Product Type	Primary antibodies
Short Description	Rabbit polyclonal antibody anti-PPP4C (1-307) is suitable for use in Western Blot, Immunohistochemistry, Immunofluorescence and Immunoprecipitation.
Applications	WB, IHC, IF, IP
Host/Source	Rabbit
Reactivity	Human, Mouse, Rat

PRODUCT PROPERTIES

Clonality	Polyclonal
Clone ID	
Concentration	
Conjugation	Unconjugated
Purification	Affinity purification
Dilution Range	WB 1:500-1:2000 IHC 1:50-1:200 IF 1:50-1:200 IP 1:50-1:200
Formulation	PBS containing 0.02% Sodium Azide, 50% Glycerol, pH7.3.
Isotype	IgG
Storage	Store in a freezer at -20°C and avoid freeze-thaw cycles.
Instruction	

TARGET INFORMATION

Gene ID	5531
Gene Symbol	PPP4C
Uniprot ID	PP4C_HUMAN
Immunogen	Recombinant fusion protein containing a sequence corresponding to amino acids 1-307 of human PPP4C (NP_002711.1).
Immunogen	1-307
Region	
Specificity	
Immunogen	
Sequence	



This product is suitable for in-vitro studies under the RESEARCH USE ONLY [RUO] licence. This product must not be used as for diagnostic or other medical purposes.
 St John's Laboratory Ltd, Knowledge Dock Business Centre, University Way, London, E16 2RD | Tel: 0208 223 3081