

Anti-TARDBP antibody (1-100) (STJ115367)

STJ115367

GENERAL INFORMATION

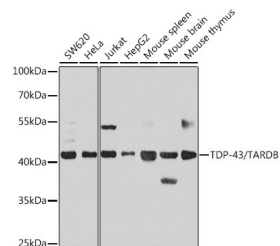
Product Type	Primary antibodies
Short Description	Rabbit polyclonal antibody anti-TARDBP (1-100) is suitable for use in Western Blot, Immunohistochemistry and Immunofluorescence.
Applications	WB, IHC, IF
Host/Source	Rabbit
Reactivity	Human, Mouse, Rat

PRODUCT PROPERTIES

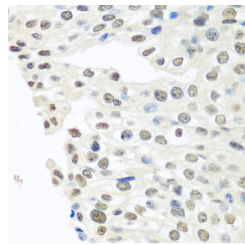
Clonality	Polyclonal
Clone ID	
Concentration	
Conjugation	Unconjugated
Purification	Affinity purification
Dilution Range	WB 1:500-1:2000 IHC 1:50-1:200 IF 1:50-1:200
Formulation	PBS containing 0.02% Sodium Azide, 50% Glycerol, pH7.3.
Isotype	IgG
Storage Instruction	Store in a freezer at -20°C and avoid freeze-thaw cycles.

TARGET INFORMATION

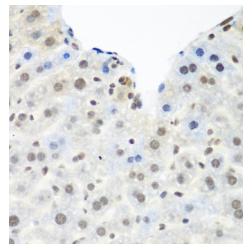
Gene ID	23435
Gene Symbol	TARDBP
Uniprot ID	TADBP_HUMAN
Immunogen	Recombinant fusion protein containing a sequence corresponding to amino acids 1-100 of human TDP-43/TARDB (NP_031401.1).
Immunogen Region	1-100
Specificity	
Immunogen Sequence	



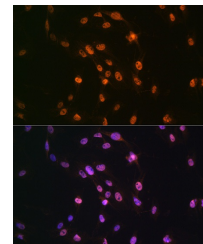
Western blot analysis of extracts of various cell lines, using TDP-43/TARDB antibody (STJ115367) at 1:1000 dilution. Secondary antibody: HRP Goat Anti-rabbit IgG (H+L) at 1:10000 dilution. Lysates/proteins: 25ug per lane. Blocking buffer: 3% nonfat dry milk in TBST. Detection: ECL Basic Kit. Exposure time: 30s.



Immunohistochemistry of paraffin-embedded human prostate cancer using TDP-43/TARDB antibody (STJ115367) at dilution of 1:100 (40x lens).



Immunohistochemistry of paraffin-embedded mouse liver using TDP-43/TARDB antibody (STJ115367) at dilution of 1:100 (40x lens).



Immunofluorescence analysis of C6 cells using TDP-43/TARDB rabbit polyclonal antibody (STJ115367) at dilution of 1:100 (40x lens). Blue: DAPI for nuclear staining.

This product is suitable for in-vitro studies under the RESEARCH USE ONLY [RUO] licence. This product must not be used as for diagnostic or other medical purposes.
St John's Laboratory Ltd, Knowledge Dock Business Centre, University Way, London, E16 2RD | Tel: 0208 223 3081