

Anti-NDUFS2 antibody (204-463) (STJ114724)

STJ114724

GENERAL INFORMATION

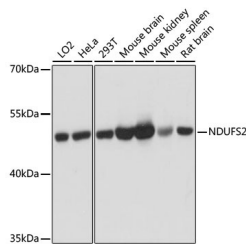
Product Type	Primary antibodies
Short Description	Rabbit polyclonal antibody anti-NDUFS2 (204-463) is suitable for use in Western Blot, Immunohistochemistry and Immunofluorescence.
Applications	WB, IHC, IF
Host/Source	Rabbit
Reactivity	Human, Mouse, Rat

PRODUCT PROPERTIES

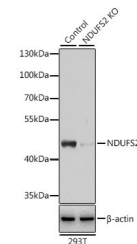
Clonality	Polyclonal
Clone ID	
Concentration	
Conjugation	Unconjugated
Purification	Affinity purification
Dilution Range	WB 1:1000-1:3000 IHC 1:50-1:200 IF 1:50-1:200
Formulation	PBS containing 0.02% Sodium Azide, 50% Glycerol, pH7.3.
Isotype	IgG
Storage Instruction	Store in a freezer at -20°C and avoid freeze-thaw cycles.

TARGET INFORMATION

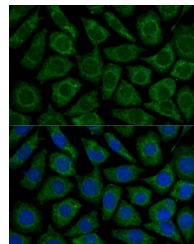
Gene ID	4720
Gene Symbol	NDUFS2
Uniprot ID	NDUS2_HUMAN
Immunogen	Recombinant fusion protein containing a sequence corresponding to amino acids 204-463 of human NDUFS2 (NP_004541.1).
Immunogen Region	204-463
Specificity	
Immunogen Sequence	



Western blot analysis of extracts of various cell lines, using NDUFS2 antibody (STJ114724) at 1:3000 dilution. Secondary antibody: HRP Goat Anti-rabbit IgG (H+L) at 1:10000 dilution. Lysates/proteins: 25ug per lane. Blocking buffer: 3% nonfat dry milk in TBST. Detection: ECL Basic Kit. Exposure time: 1s.



Western blot analysis of extracts from normal (control) and NDUFS2 knockout (KO) 293T cells, using NDUFS2 antibody (STJ114724) at 1:3000 dilution. Secondary antibody: HRP Goat Anti-rabbit IgG (H+L) at 1:10000 dilution. Lysates/proteins: 25ug per lane. Blocking buffer: 3% nonfat dry milk in TBST. Detection: ECL Basic Kit. Exposure time: 15s.



Immunofluorescence analysis of L929 cells using NDUFS2 antibody (STJ114724) at dilution of 1:100. Blue: DAPI for nuclear staining.

This product is suitable for in-vitro studies under the RESEARCH USE ONLY [RUO] licence. This product must not be used as for diagnostic or other medical purposes.
St John's Laboratory Ltd, Knowledge Dock Business Centre, University Way, London, E16 2RD | Tel: 0208 223 3081