

## Anti-CD44 antibody (148-247) (STJ114284)

STJ114284

### GENERAL INFORMATION

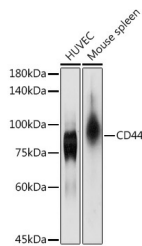
<b>Product Type</b>	Primary antibodies
<b>Short Description</b>	Rabbit polyclonal antibody anti-CD44 (148-247) is suitable for use in Western Blot, Immunohistochemistry and Immunofluorescence.
<b>Applications</b>	WB, IHC, IF
<b>Host/Source</b>	Rabbit
<b>Reactivity</b>	Human, Mouse, Rat

### PRODUCT PROPERTIES

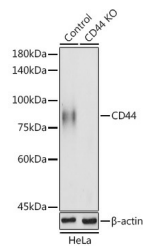
<b>Clonality</b>	Polyclonal
<b>Clone ID</b>	
<b>Concentration</b>	
<b>Conjugation</b>	Unconjugated
<b>Purification</b>	Affinity purification
<b>Dilution Range</b>	WB 1:500-1:2000 IHC 1:50-1:200 IF 1:50-1:200
<b>Formulation</b>	PBS containing 0.02% Sodium Azide, 50% Glycerol, pH7.3.
<b>Isotype</b>	IgG
<b>Storage Instruction</b>	Store in a freezer at -20°C and avoid freeze-thaw cycles.

### TARGET INFORMATION

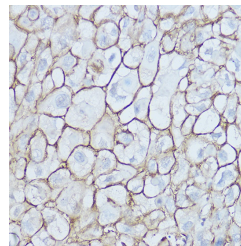
<b>Gene ID</b>	960
<b>Gene Symbol</b>	CD44
<b>Uniprot ID</b>	CD44_HUMAN
<b>Immunogen</b>	Recombinant fusion protein containing a sequence corresponding to amino acids 148-247 of human CD44 (NP_001189486.1).
<b>Immunogen Region</b>	148-247
<b>Specificity</b>	
<b>Immunogen Sequence</b>	



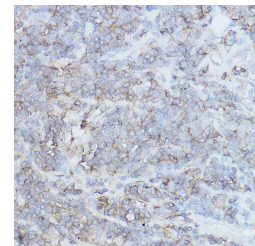
Western blot analysis of extracts of various cell lines, using CD44 antibody (STJ114284) at 1:1000 dilution. Secondary antibody: HRP Goat Anti-rabbit IgG (H+L) at 1:10000 dilution. Lysates/proteins: 25µg per lane. Blocking buffer: 3% nonfat dry milk in TBST. Detection: ECL Basic Kit. Exposure time: 10s.



Western blot analysis of extracts of HeLa cells, using CD44 antibody (STJ114284) at 1:1000 dilution. Secondary antibody: HRP Goat Anti-rabbit IgG (H+L) at 1:10000 dilution. Lysates/proteins: 25µg per lane. Blocking buffer: 3% nonfat dry milk in TBST. Detection: ECL Basic Kit. Exposure time: 10s.



Immunohistochemistry of paraffin-embedded human esophageal cancer using [KO Validated] CD44 rabbit polyclonal antibody (STJ114284) at dilution of 1:250 (40x lens).



Immunohistochemistry of paraffin-embedded human lung cancer using [KO Validated] CD44 rabbit polyclonal antibody (STJ114284) at dilution of 1:250 (40x lens).