

Anti-Phospho-RPS6KA1-S380 antibody (STJ113499)

STJ113499

GENERAL INFORMATION

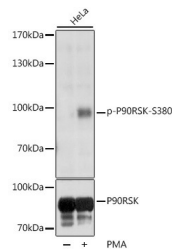
Product Type	Primary antibodies
Short Description	Rabbit polyclonal antibody anti-Phospho-P90RSK-S380 is suitable for use in Western Blot and Immunoprecipitation.
Applications	WB, IP
Host/Source	Rabbit
Reactivity	Human, Mouse, Rat

PRODUCT PROPERTIES


Clonality	Polyclonal
Clone ID	
Concentration	
Conjugation	Unconjugated
Purification	Affinity purification
Dilution Range	WB 1:500-1:2000 IP 1:50-1:100
Formulation	PBS containing 0.02% Sodium Azide, 50% Glycerol, pH7.3.
Isotype	IgG
Storage Instruction	Store in a freezer at -20°C and avoid freeze-thaw cycles.

TARGET INFORMATION

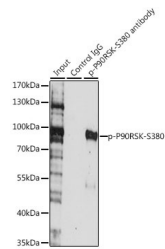
Gene ID	6195
Gene Symbol	RPS6KA1
Uniprot ID	KS6A1_HUMAN
Immunogen	A synthetic phosphorylated peptide around S380 of human P90RSK (NP_002944.2).
Immunogen Region	
Specificity	
Immunogen Sequence	



Western blot analysis of extracts of various cell lines, using Phospho-P90RSK-S380 antibody (STJ113499) at 1:1000 dilution or RPS6KA1 antibody (STJ240758). HeLa cells were treated by PMA/TPA (200 nM) at 37 °C for 15 minutes after serum-starvation overnight. Secondary antibody: HRP Goat Anti-rabbit IgG (H+L) at 1:10000 dilution. Lysates/proteins: 25ug per lane. Blocking buffer: 3% BSA. Detection: ECL Basic Kit. Exposure time: 1s.



Western blot analysis of extracts of various cell lines, using Phospho-P90RSK-S380 antibody (STJ113499) at 1:1000 dilution. NIH/3T3 cells were treated by PMA/TPA (200 nM) at 37 °C for 30 minutes after serum-starvation overnight. Secondary antibody: HRP Goat Anti-rabbit IgG (H+L) at 1:10000 dilution. Lysates/proteins: 25ug per lane. Blocking buffer: 3% BSA. Detection: ECL Basic Kit. Exposure time: 1s.



Immunoprecipitation analysis of 200ug extracts of HeLa cells, using 3 ug Phospho-P90RSK-S380 polyclonal antibody (STJ113499). Western blot was performed from the immunoprecipitate using Phospho-P90RSK-S380 polyclonal antibody (STJ113499) at a dilution of 1:1000. HeLa cells were treated by EGF (100 ng/mL) at 37 °C for 30 minutes after serum-starvation overnight.

This product is suitable for in-vitro studies under the RESEARCH USE ONLY [RUO] licence. This product must not be used as for diagnostic or other medical purposes.
St John's Laboratory Ltd, Knowledge Dock Business Centre, University Way, London, E16 2RD | Tel: 0208 223 3081